



ASOPRS 52ND ANNUAL
FALL SCIENTIFIC SYMPOSIUM

HYBRID MEETING

ONLINE & IN-PERSON: November 11-12, 2021
Hyatt Regency, New Orleans, Louisiana

PROGRAM



JAZZED to be live again in NOLA!



Thomas E. Johnson, MD
ASOPRS Program Chair



Steven M. Couch,
MD, FACS
ASOPRS Fall
Program Co-Chair

Welcome to the 52nd Annual American Society of Ophthalmic Plastic and Reconstructive Surgery (ASOPRS) Fall Hybrid Scientific Symposium. Yet again, we have endured a challenging year, but we are excited to be meeting together again through our hybrid program, featuring both in-person and virtual options. We are thrilled about the ability for many participants to present and interact safely in person. Our virtual platform will extend the ability to educate and share oculofacial plastic surgery updates from around the globe.

This HYBRID program will include esteemed national and international speakers in oculofacial plastic surgery and high quality scientific presentations in orbit, eyelid, lacrimal disease, pediatric, oncology, and aesthetic surgery. In person expert moderators will help communicate questions from both our virtual and live audience.

We are honored this year to have two amazing guest speakers! New York Times best-selling author and well-known nutrition researcher Neal Barnard MD, President of Physicians Committee for Responsible Medicine and preventative medicine specialist, will illustrate how our diet affects our health and hormones. He will deliver the ASOPRS Foundation Michael J. Hawes Lecture on “Power Foods for the Brain.” Additionally, he will present “Your Body in Balance: The New Science of Food, Hormones and Health.” We are also honored to include Kris Moe MD, a renowned skull-base otolaryngologist and facial plastic surgeon who pioneered transorbital neuroendoscopic surgery (TONES). Dr. Moe will present the ASOPRS Foundation Ralph Wesley Lecture by teaching us about “Transorbital Neuroendoscopic Surgery: The Orbit as a Gateway to the Skull Base and Brain” along with “Technical Aids in Orbital Reconstruction.” Our Henry I. Baylis Cosmetic Surgery Award Lecturer will be Dr. Francesco Bernadini expounding on his innovative techniques “Endoscopic Lifting: Evolving from Brows to Face-lifting.” Finally, in addition to our typical topics, we are excited to offer ASOPRS inaugural panel discussions delving into the timely topics of Social Justice and Diversity in Oculofacial Plastic Surgery as well as Innovation and Industry Relations within Oculofacial Plastic Surgery.

Don’t miss the On Demand narrated presentations, posters and surgical videos on our virtual platform. They will be available before and after the meeting for your viewing pleasure.

Please make a point to visit our gracious exhibitors in the live and virtual Exhibit Halls. Visiting the vendor exhibits presents a great opportunity to learn about the latest commercial products and services and to make industry connections to help your practice. Thank you to our sponsors and exhibitors for helping make our Fall Meeting possible.

We know you will enjoy this year’s program! We thank our colleagues who submitted their superb work, and the Abstract Reviewers and CME Subcommittee (under Dr. Mike Yen’s incredible leadership), who reviewed the enormous number of high-quality submissions. We would also like to thank Amanda Macrina, Tisha Kehn and Katie Ressie for their incredible efforts to produce and coordinate what we anticipate will be a wonderful first hybrid meeting. We are indebted to them for their hard work, dedication, professionalism, and great senses of humor!

Our members and your support of our organization make ASOPRS what it is today. ASOPRS strives for the highest standards in clinical care, education, and innovation in oculofacial plastic surgery, and those standards continue to advance.

It is a privilege to serve as your Program Chairs, and we look forward to interacting both in-person and virtually with you during the 2021 Fall Hybrid Meeting. Here’s to our first step at full capacity in-person meetings soon!

Thomas E. Johnson, MD
ASOPRS Program Chair

Steven M. Couch, MD, FACS
ASOPRS Fall Program Co-Chair



TABLE OF CONTENTS

Program-at-a-Glance	4
Featured Faculty	5
General Information	6
Symposium Objectives	6
Disclaimers and Policies	7
Program	
Thursday, November 11	9
Friday, November 12	20
Awards	35
Lunch and Learns	44
Exhibitors	46
Narrated Presentations	50
Surgical Videos	54
Posters	57
ASOPRS Society Details	
Leadership	78
Past Presidents	79
Program Abstract Reviewers	80
CME Subcommittee	80
ASOPRS Members	81
Reciprocal Societies	94
ASOPRS Foundation Donors	95

VISIT THE MEETING WEBSITE

Visit asoprfsall.virtualbyvario.com

Enter the email address you used to register for the Fall Meeting and password **2021Fall**.

Use the site to:

- View the Program Book and Syllabus
- Browse the Narrated Presentations, Digital Posters and Surgical Videos
- Join the meeting chat and see who else is attending
- Visit the virtual Exhibits

Q&A

Visit [Slido.com](https://www.slido.com) and enter **#1969A** to submit questions during Q&A/Discussion times

CORPORATE SUPPORTERS

A Special Thanks to

AbbVie

For support of the meeting with an educational grant

and

**Horizon Therapeutics
Revance**

For support of the meeting Wi-Fi



PROGRAM AT A GLANCE

All times listed in Central Time

Thursday, November 11


6:45 – 8 am	Breakfast with Exhibitors – <i>Storyville</i>
7 – 8 am	YASOPRS Eye Openers: Rapid Fire Cases and Presentations – <i>Celestin A-E</i>
8 am – 12 pm	General Session – <i>Celestin A-E</i>
8:04 – 8:54 am	Pediatric and Lacrimal Session
8:54 – 9:32 am	ASOPRS Foundation Update and Michael J. Hawes Lecture Neal D. Barnard, MD, FACC <i>Power Foods for the Brain</i>
9:32 – 10:02 am	Break with Exhibitors – <i>Storyville</i>
10:02 – 10:51 am	Eyelid Session
10:51 – 11:16 am	Featured Speaker: Neal D. Barnard, MD, FACC <i>Your Body in Balance: The New Science of Food, Hormones, and Health</i>
11:16 am – 12 pm	Aesthetics Session I
12 – 1 pm	LUNCH & LEARN (Non-CME) – <i>Celestin F-H</i> <i>AART Class: The Beauty of Balance with XpresHAn Technology™</i> Presented by Galderma
12 – 1 pm	YASOPRS LUNCH SESSION (Non-CME) – <i>Imperial 5</i> <i>Planning Your Life, Planning Your Practice: Personal & Financial Considerations for the Young Oculoplastic Surgeon</i>
12 – 1 pm	General Attendee Lunch (Non-CME) – <i>Storyville</i>
1 – 3:30 pm	General Session – <i>Celestin A-E</i>
1 – 1:52 pm	Orbit Session I
1:52 – 2:30 pm	ASOPRS Foundation Ralph E. Wesley Lecture Kris S. Moe, MD, FACS <i>Transorbital Neuroendoscopic Surgery: The Orbit as a Gateway to the Skull Base and Brain</i>
2:30 – 3 pm	Break with Exhibitors – <i>Storyville</i>
3 – 3:30 pm	Industry and Innovation in Oculofacial Plastic Surgery Panel
3:30 – 5 pm	Breakout Sessions
	Aesthetics – <i>Celestin A-E</i>
	Ptosis – <i>Celestin F-G</i>
	Anophthalmic Socket – <i>Imperial 5</i>

Friday, November 12

6:45 – 8 am	Breakfast with Exhibitors – <i>Storyville</i>
7 – 8 am	YASOPRS Eye Openers: Rapid Fire Cases and Presentations – <i>Celestin A-E</i>
8 am – 12 pm	General Session – <i>Celestin A-E</i>
8:03 – 8:55 am	Oncology Session
8:55 – 9:45 am	Social Justice, Diversity, and Distribution of Oculofacial Plastic Surgeons in the USA
9:45 – 10:15 am	Break with Exhibitors – <i>Storyville</i>
10:15 – 10:47 am	Practice Management Session
10:47 – 11:30 am	Aesthetics Session II
11:30 am – 12 pm	Henry I. Baylis Cosmetic Surgery Award Lecture: Francesco P. Bernardini <i>Endoscopic Lifting: Evolving from Brows to Face-lifting</i>
12 – 1 pm	LUNCH & LEARN (Non-CME) – <i>Celestin F-H</i> <i>Recent Progress in Exploring TEPEZZA® (teprotumumab-trbw) for the Treatment of Thyroid Eye Disease (TED)</i> Presented by Horizon Therapeutics
12 – 1 pm	LUNCH & LEARN (Non-CME) – <i>Imperial 5</i> <i>There's More to Advanced BCC Than Meets the Eye</i> Presented by Genentech
12 – 1 pm	YASOPRS Roundtables (Non-CME) – <i>Virtual via Zoom</i>
12 – 1 pm	General Attendee Lunch (Non-CME) – <i>Storyville</i>
1 – 5 pm	General Session – <i>Celestin A-E</i>
1 – 1:59 pm	Thyroid Eye Disease
1:59 – 2:24 pm	Featured Speaker: Kris S. Moe, MD, FACS <i>Technical Aids in Orbital Reconstruction</i>
2:24 – 3:02 pm	Eyelid Session II
3:02 – 3:32 pm	Break with Exhibitors – <i>Storyville</i>
3:32 – 4 pm	M&M/Tough Cases
4 – 4:30 pm	Administrative Leadership Panel
4:30 – 4:45 pm	ASOPRS Thesis Presentations
4:45 – 5 pm	ASOPRS Awards Session
5 pm	General Session Adjourns
5 – 6 pm	ASOPRS Business Meeting – <i>Celestin A-E and Virtual</i> <i>(All members are invited and encouraged to attend)</i>



FEATURED FACULTY



Neal D. Barnard, MD, FACC

Thursday, November 11

9:02 am: ASOPRS Foundation Michael J. Hawes Lecture:
Power Foods for the Brain

10:51 am: *Your Body in Balance:
The New Science of Food, Hormones, and Health*

Neal Barnard, MD, FACC, is an Adjunct Professor of Medicine at the George Washington University School of Medicine in Washington, DC, and President of the Physicians Committee for Responsible Medicine.

Dr. Barnard has led numerous research studies investigating the effects of diet on diabetes, body weight, hormonal symptoms, and chronic pain, including a groundbreaking study of dietary interventions in type 2 diabetes, funded by the National Institutes of Health, that paved the way for viewing type 2 diabetes as a potentially reversible condition for many patients. Dr. Barnard has authored more than 100 scientific publications and 20 books for medical and lay readers, and is the editor in chief of the Nutrition Guide for Clinicians, a textbook made available to all U.S. medical students.

As president of the Physicians Committee, Dr. Barnard leads programs advocating for preventive medicine, good nutrition, and higher ethical standards in research. His research contributed to the acceptance of plant-based diets in the Dietary Guidelines for Americans. In 2015, he was named a Fellow of the American College of Cardiology. In 2016, he founded the Barnard Medical Center in Washington, DC, as a model for making nutrition a routine part of all medical care.

Originally from Fargo, North Dakota, Dr. Barnard received his M.D. degree at the George Washington University School of Medicine and completed his residency at the same institution. He practiced at St. Vincent's Hospital in New York before returning to Washington to found the Physicians Committee.



Kris S. Moe, MD, FACS

Thursday, November 11

1:55 pm: ASOPRS Foundation Ralph Wesley Lecture:
*Transorbital Neuroendoscopic Surgery:
The Orbit as a Gateway to the Skull Base and Brain*

Friday, November 12

1:59 pm: *Technical Aids in Orbital Reconstruction*

Kris S. Moe, MD, FACS is a skull base and facial plastic surgeon currently working as Professor and Chief of Facial Plastic Surgery at the University of Washington in Seattle. Following residency at the University of Washington, Dr. Moe pursued fellowship training in Switzerland in skull base surgery and facial plastic surgery. Since joining faculty at the University of Washington, Dr. Moe has been instrumental in developing minimally invasive skull base surgical techniques, specifically through endoscopic orbital approaches. Additionally, Dr. Moe is an expert in facial reanimation and facial nerve regeneration following CN7 palsy.



GENERAL INFORMATION

Symposium Objectives

- To provide a forum for presentation of new concepts, ideas, techniques, and research in functional and aesthetic reconstructive oculofacial plastic surgery
- To discuss current practice management techniques and coding methods, access to care, safety, and professionalism in oculoplastic surgery
- To illustrate new advancements in medical and surgical management of orbital and eyelid tumors and inflammations
- To provide an update on the advancing field of oculoplastic surgery
- To allow ample time for discussion with experts of oculofacial and reconstructive surgery in a collegial atmosphere

ATTENDEE POLICY

As a registered attendee of the hybrid meeting and/or a viewer of the recording of the meeting, you agree to the following and acknowledge if you disregard this policy you may be barred from attending future meetings:

As an attendee of the hybrid Fall Scientific Symposium, I agree:

- To not share my login credentials to the meeting site with others.
- To not take photos or screen shots or make audio or video recordings of any portion of the meeting.
- Moderators may announce my name and read my question (if selected).
- To allow my participation in the Breakouts (voice and/or camera) to be recorded and shared with registrants post-meeting.

Continuing Medical Education

Continuing Medical Education information and Financial Disclosures can be found in the 2021 Virtual Fall Scientific Symposium Syllabus.

Meeting Evaluation/CME Certificate

A link to an evaluation will be provided to attendees after the meeting via email. Please complete the evaluation in its entirety. You will have an opportunity to download a CME certificate once you have completed the evaluation. Your feedback is carefully considered when planning future meetings. Thank you in advance for helping ASOPRS improve our Fall Scientific Symposium.



GENERAL INFORMATION

Education Disclaimer

Registrants for this symposium understand that medical and scientific knowledge is constantly evolving and that the views and techniques of the instructors are their own and may reflect innovations and opinions not universally shared. The views and techniques of the instructors are not necessarily those of ASOPRS but are presented in this forum to advance scientific and medical education. ASOPRS disclaims any and all liability arising out the information presented in this meeting. Registrants also understand that operating rooms and health care facilities present inherent dangers and as such they shall confirm to all proper medical practices and procedures for the treatment of patients for whom no medical history is available.

Industry Disclaimer

Industry promotional opportunities, including but not limited to tradeshow and lunch & learns, are provided for informational purposes. ASOPRS does not undertake to verify the claims of, or assess the products or services offered by, any company presenting during ASOPRS' meetings, nor does ASOPRS' receipt of a fee from, and provision of space to, such companies constitute an endorsement or recommendation by ASOPRS. Attendees must make their own independent judgments as to the advisability of entering into a business transaction.

Photography and Social Media Policy

ASOPRS' policy for the use of photography and social media at the Scientific Symposium is intended to strike a balance between the needs of scientists, physicians and other health care professionals, patients and advocates for the latest oculofacial plastics information and the needs of presenters to protect their proprietary content from unauthorized use.

- Non-flash photography is allowed for personal, social or noncommercial use.
- Respect presenters who state they do not want their slides and/or content shared on social media.
- Attendees taking photos must do so in a non-disruptive manner so as not to disturb the presenter and other attendees.
- Slides with patient faces or other identifiable information cannot be shared on social media due to HIPAA regulations. Video recording, live audio and/or video streaming is strictly prohibited. Failure to comply with this policy may result in being removed from the session and/or meeting.

Code of Conduct: Anti-Harrassment Policy

Conflict of Interest Policy and Procedure

Cancellations

ASOPRS issued refunds, less a \$100 administrative fee, upon receipt of written notice on or before October 20, 2021. No refunds will be made after this date. Refunds will not be made for no-shows.



Our Heritage of Innovation, Quality, Reliability

For over 50 years, MedDev has been a leader in the development and expansion of treatment options for patients suffering lagophthalmos.

Through the years our commitment to quality has never wavered, and it continues to inspire us to employ the latest technology to meet the evolving needs of oculoplastic surgeons and their patients.



- **First standardized eyelid implant weighting system**
- **First standardized weight determination trial set**
- **Introduced **CONTOUR™** to better conform to the structure of the globe**
- **Developed **BLINKEZE®** as a non-surgical treatment for temporary facial palsy**
- **Launched **THINPROFILE™** to improve eyelid cosmesis**



CONTOUR™

Platinum and Gold



THINPROFILE™

Platinum and Gold



BLINKEZE®

Thursday, November 11

All times listed in Central Time

7 - 8 am

YASOPRS Eye Openers – Rapid Fire Cases and Presentations – Celestin A-E

Presentations during this session are evaluated for the Bartley R. Frueh Award for Best YASOPRS Presentation, generously sponsored by the ASOPRS Foundation. Only presenters who meet the definition of YASOPRS (inducted member who has 8 years or less experience after graduation from an ASOPRS approved fellowship, or alternatively, satisfies the Category II requirements of membership and has 8 years or less experience after fellowship graduation) and Fellows-in-Training in an ASOPRS-approved fellowship are eligible for the award.

Moderators: Andrea L. Kossler and James Chelnis

7 - 7:04 am

Orbital Inflammation following COVID-19 Vaccination

Edith R. Reshef, Suzanne K. Freitag, Nahyoung G. Lee

Department of Ophthalmology, Massachusetts Eye and Ear, Boston, Massachusetts, United States

7:04 - 7:08 am

Complete Loss of Meibomian Glands following Free Tarsal Graft in Eyelid Reconstruction

Sruti Akella, Sudarshan Srivatsan, Pete Setabutr

Ophthalmology and Visual Sciences, University of Illinois-Chicago, Chicago, Illinois, United States

7:08 - 7:12 am

Correction of Cicatricial Medial Lower Eyelid Retraction with Full-thickness Bucket Handle Flap and Suspensory Suture

Loreley Smith^{1,2,3}, Stuart Seiff^{1,3}

¹The Pacific Center for Oculofacial and Aesthetic Plastic Surgery, San Francisco, California, United States, ²California Pacific Medical Center, San Francisco, California, United States, ³University of California San Francisco, San Francisco, California, United States

7:12 - 7:16 am

Psychogenic Ptosis

Tiffany Ho, Steven Couch, Philip Custer

Department of Ophthalmology and Visual Sciences, Washington University in St. Louis, Saint Louis, Missouri, United States

7:16 - 7:20 am

Overexpression of Insulin Like Growth Factor-1 Receptor (IGF-1R) in Non-Specific Orbital Inflammation

Kelsey Roelofs¹, Liza Cohen², Teresa Chen², Kendall Goodyear², Robert Goldberg², Daniel Rootman²

¹UCLA Jules Stein Eye Institute, Division of Oculoplastic Surgery, Los Angeles, California, United States, ²Division of Orbital and Ophthalmic Plastic Surgery, Jules Stein Eye Institute, University of California, Los Angeles, California, United States



All times listed in Central Time

- 7:20 – 7:24 am **A Case of Severe Ocular Cicatricial Pemphigoid Treated with Minor Salivary Gland Transplantation and Keratoprosthesis**
Nicole Topilow, Naomi Gutkind, Guillermo Amescua, Andrew Rong
Ophthalmology, Bascom Palmer Eye Institute, University of Miami-Miller School of Medicine, Miami, Florida, United States
- 7:24 – 7:30 am **Questions and Discussion**
- 7:30 – 7:34 am **Proboscis Lateralis in a Newborn: A Case Report and Review of Literature**
Clara Men, Louisa Lu, Andrea Kossler
Byers Eye Institute, Palo Alto, California, United States
- 7:34 – 7:38 am **Congenital Eyelid Imbrication and Floppy Eyelid Syndrome in a Patient with Cat Eye Syndrome**
Anna Kozlova¹, Lauren N. DeMaria¹, Ann Q. Tran^{1,2}, Victoria S. North^{1,2}, Irina Belinsky¹
¹Department of Ophthalmology, New York University Langone Medical Center, New York, New York, United States, ²Department of Ophthalmology, Manhattan Eye, Ear, and Throat Hospital/Northwell Health, New York, New York, United States
- 7:38 – 7:42 am **Mechanisms Associated with Major Ophthalmic Injury in Patients with Maxillofacial Fractures**
Sydney Wendt¹, Katherine Williams², James Eng³, Sunthosh Sivam³, Richard Allen^{2,4}
¹Baylor College of Medicine, Houston, Texas, United States, ²Department of Ophthalmology, Baylor College of Medicine, Houston, Texas, United States, ³Department of Otorhinolaryngology/Head and Neck Surgery, Baylor College of Medicine, Houston, Texas, United States, ⁴Department of Head and Neck Surgery, MD Anderson Cancer Center, Houston, Texas, United States
- 7:42 – 7:46 am **Patient Reported Tearing-Related Quality of Life**
Claire Smith¹, Daniel Rootman², Justin Karlin³
¹Stein Eye Institute UCLA, Los Angeles, California, United States, ²Orbital and Ophthalmic Plastic Surgery, Stein and Doheny Eye Institute UCLA, Los Angeles, California, United States, ³Stein and Doheny Eye Institute UCLA, Los Angeles, California, United States
- 7:46 – 7:50 am **Microbial Profile of Lacrimal System Dacryolith in Midwest Patient Population**
Peter Kally^{1,2}, Olivia Cheng², Thai Do^{1,3,2}, Dianne Schlachter^{1,2,3}, Francesca Nesi-Eloff^{1,2}
¹Consultants in Ophthalmic and Facial Plastic Surgery, Southfield, Michigan, United States, ²Ophthalmology, William Beaumont Hospital, Royal Oak, Michigan, United States, ³Ophthalmology, Kresge Eye Institute, Detroit, Michigan, United States
- 7:50 – 7:54 am **Epidemiology of Ophthalmic Trauma at a Major Level 1 Trauma Center in the United States: The Denver Health Ophthalmic Trauma Registry (DHOTR)**
Lucy Mudie¹, Jennifer Patnaik¹, Caitlin Robinson², Alexandra Levitt¹, Sophie Liao¹, Prem Subramanian¹, Cristos Ifantides^{1,2}
¹Department of Ophthalmology, University of Colorado, Denver, Colorado, United States, ²Department of Surgery, Denver Health Hospital, Denver, Colorado, United States
- 7:54 – 8 am **Questions and Discussion**



All times listed in Central Time

8 - 11:30 am

GENERAL SESSION – *Celestin A-E*

8 - 8:04 am

Welcome

Robert G. Fante, MD, FACS, ASOPRS President
 Thomas E. Johnson, MD, ASOPRS Program Chair
 Steven M. Couch, MD, FACS, ASOPRS Fall Program Co-Chair

PEDIATRIC AND LACRIMAL SESSION

Moderators: M. Reza Vagefi and David B. Samimi

8:04 - 8:10 am

Microdebridement of Intranasal Cysts Associated with Congenital Dacryocystocele

Katie Magoon¹, Daphna Landau Prat², Michelle Guo³, Karen Revere⁴, William Katowitz⁴

¹Medical School, Perelman School of Medicine at the University of Pennsylvania, Philadelphia, Pennsylvania, United States,
²Ophthalmology, Sheba Medical Center Hospital - Tel Hashomer, Ramat Gan, Israel, ³Medical School, The Perelman School of Medicine at the University of Pennsylvania, Philadelphia, Pennsylvania, United States, ⁴Ophthalmology, The Children's Hospital of Philadelphia, Philadelphia, Pennsylvania, United States

8:10 - 8:16 am

Facial Asymmetry in Children with Unilateral Congenital Ptosis

Phillip Tenzel¹, Karen Brown¹, Brenda Zhou², Kamel Itani¹, Ronald Mancini¹

¹Ophthalmology, UT Southwestern Medical Center, Dallas, Texas, United States, ²UT Southwestern Medical Center, Dallas, Texas, United States

8:16 - 8:22 am

Modified External Levator Advancement with Superior Tarsectomy for the Repair of Congenital Blepharoptosis

Emery C. Jamerson¹, Victoria S. North¹, Ann Q. Tran¹, Marielle Mahan², Michael Kazim¹

¹Oculoplastic and Orbital Surgery, Edward S. Harkness Eye Institute, Columbia University Irving Medical Center, New York, New York, United States, ²Department of Ophthalmology, MedStar Georgetown University/Washington Hospital Center, Washington, District of Columbia, United States

8:22 - 8:28 am

Silicone Sling Double-Triangle Frontalis Suspension for Simple Congenital Ptosis

Daphna Landau Prat¹, Meera Ramakrishnan², Cindy Zhao³, Karen Revere⁴, William Katowitz⁴, James Katowitz⁴

¹Ophthalmology, Goldschleger Eye Institute, Sheba Medical Center, Israel, Ramat Gan, Israel, ²Ophthalmology, The Scheie Eye Institute at the University of Pennsylvania, Philadelphia, Pennsylvania, United States, ³The Perelman School of Medicine, The University of Pennsylvania, Philadelphia, Pennsylvania, United States, ⁴Ophthalmology, The Children's Hospital of Philadelphia, Philadelphia, Pennsylvania, United States



All times listed in Central Time

- 8:28 – 8:34 am **Lacrimal Gland Botulinum Toxin Injection for Tearing from Punctal Disease, Lacrimal Sacrifice During Cancer Excision, and a Faulty Lacrimal Pump: Experience in 41 Patients**
Charlotte L. Marous¹, Roman Shinder²
¹Ophthalmology, SUNY Downstate Medical Center, Brooklyn, New York, United States, ²Ophthalmology, Otolaryngology, SUNY Downstate Medical Center, Brooklyn, New York, United States
- 8:34 – 8:40 am **Change in Lacrimal Gland Volume and Tear Production following treatment with Teprotumumab**
Shoaib Ugradar¹, Jane S. Kim², Erin Zimmerman³, Jenna Braun⁴, Tunde Mester⁴, Yao Wang⁴
¹Oculoplastics, UCLA, Los Angeles, California, United States, ²Division of Eye Plastic, Orbital, and Facial Cosmetic Surgery, Kellogg Eye Center, University of Michigan, Ann Arbor, Michigan, United States, ³UCLA, Los Angeles, California, United States, ⁴Oculoplastics, Cedars Sinai Hospital, Los Angeles, California, United States
- 8:40 – 8:46 am **Conjunctivodacryomaxillostomy: A Novel Alternative to Conjunctivodacryocystorhinostomy**
Karen Brown, Phillip Tenzel, Ronald Mancini
Ophthalmology, UT Southwestern, Dallas, Texas, United States
- 8:46 – 8:54 am **Questions and Discussion**

ASOPRS FOUNDATION UPDATE AND MICHAEL J. HAWES LECTURE

Moderator: Thomas E. Johnson

- 8:54 – 8:58 am **ASOPRS Foundation Update**
Jan W. Kronish, ASOPRS Foundation Board Chair
- 8:58 – 9:02 am **Lecture Dedication to John L. Wobig**
Roger A. Dailey
- 9:02 – 9:04 am **Introduction of ASOPRS Foundation Michael J. Hawes Lecturer: Dr. Barnard**
Thomas E. Johnson, MD
- 9:04 – 9:27 am **Power Foods for the Brain**
Neal D. Barnard, MD, FACC
- 9:27 – 9:32 am **Questions and Discussion**

9:32 – 10:02 am **Break with Exhibitors (non-CME) – Storyville**



All times listed in Central Time

EYELID SESSION I

Moderators: Ronald Mancini and Rachel K. Sobel

10:02 – 10:08 am

Use of Deep-Learning to Automatically Detect Eyelid and Orbital Disease from PhotographsSeanna Grob, Tiffany Chen, Julius Oatts², Reza Vagefi, Michael Deiner, Luca Della Santina*Ophthalmology, University of California, San Francisco, San Francisco, California, United States*

10:08 – 10:14 am

Effect of Subcutaneous Tranexamic Acid on Hemostasis and Ecchymosis in Upper Eyelid Blepharoplasty: A Double-Blind, Placebo-Controlled, Randomized Clinical TrialAnna Artymowicz¹, Roman Shinder²*¹Ophthalmology, SUNY Downstate, Brooklyn, New York, United States, ²Ophthalmology, Otolaryngology, SUNY Downstate, Brooklyn, New York, United States*

10:14 – 10:20 am

The Association of Suture Type with Foreign Body Granuloma FormationVictor Liou^{1,2}, Makayla McCoskey², Mišo Gostimir³, Michael Yoon^{1,2}*¹Ophthalmic Plastic Surgery Service, Massachusetts Eye and Ear, Boston, Massachusetts, United States, ²Department of Ophthalmology, Harvard Medical School, Boston, Massachusetts, United States, ³Department of Ophthalmology, Western University, London, Ontario, Canada*

10:20 – 10:26 am

The Utility of Preoperative Phenylephrine Testing in Mullers Muscle Conjunctival Resection Surgery for Involutional PtosisLiane Dallalzadeh¹, Persiana Saffari², Don Kikkawa^{1,3}, Bobby Korn^{4,5}, Sathyadeepak Ramesh^{6,7}, Daniel Rootman², Roman Shinder⁸*¹Division of Oculofacial Plastic and Reconstructive Surgery, Shiley Eye Institute, UC San Diego, La Jolla, California, United States, ²Division of Orbital and Ophthalmic Plastic Surgery, Jules Stein Eye Institute, UCLA, Los Angeles, California, United States, ³Division of Plastic and Reconstructive Surgery, UC San Diego, La Jolla, California, United States, ⁴Division of Oculofacial Plastic and Reconstructive Surgery, Shiley Eye Institute, UC San Diego, La Jolla, California, United States, ⁵Division of Plastic and Reconstructive Surgery, UC San Diego, La Jolla, California, United States, ⁶The Center for Eye and Facial Plastic Surgery, Somerset, New Jersey, United States, ⁷Division of Orbital and Oculoplastic Surgery, Wills Eye Hospital, Philadelphia, Pennsylvania, United States, ⁸Department of Ophthalmology, Otolaryngology, SUNY Downstate Medical Center, Brooklyn, New York, United States*

10:26 – 10:32 am

Optimizing Management of Asymmetric Ptosis: A Comparison of Three Posterior Approach Resection AlgorithmsKelsey Roelofs¹, Teresa Chen², Kendall Goodyear², Robert Goldberg², Daniel Rootman²*¹UCLA Jules Stein Eye Institute, Division of Oculoplastic Surgery, Los Angeles, California, United States, ²Division of Orbital and Ophthalmic Plastic Surgery, Jules Stein Eye Institute, University of California, Los Angeles, California, United States*

All times listed in Central Time

- 10:32 – 10:38 am **Elastase Treated Cartilage: Feasibility as a Tarsal Substitute for Use in Eyelid Reconstruction**
Justin Karlin¹, Joseph Park², Somaye Jafari², Joseph Demer²
¹Stein and Doheny Eye Institute UCLA, Los Angeles, California, United States, ²Stein Eye Institute UCLA, Los Angeles, California, United States
- 10:38 – 10:44 am **Medical Cannabis Oil for Benign Essential Blepharospasm – A New Horizon of Treatment: Prospective, Randomized Controlled Pilot Study**
Ofira Zloto¹, Alon Weisman¹, Inbal Avisar², Tal Serlin¹, Daphna Landau Prat¹, Guy Ben Simon¹
¹Goldschleger Eye Institute, Sheba Medical Center, Tel-Hashomer, Israel affiliated to Sackler Faculty of Medicine, Tel-Aviv University, Tel Aviv, Israel, Ramat Gan, Israel, ²Rabin Medical Center, Petach Tikva, Israel affiliated to Sackler Faculty of Medicine, Tel-Aviv University, Tel Aviv, Israel, Petach Tikva, Israel
- 10:44 – 10:51 am **Questions and Discussion**

FEATURED SPEAKER: NEAL D. BARNARD, MD, FACC

Moderator: Kathleen F. Archer

- 10:51 – 11:11 am **Your Body in Balance: The New Science of Food, Hormones, and Health**
Neal D. Barnard, MD, FACC
- 11:11 – 11:16 am **Questions and Discussion**

AESTHETICS SESSION I

Moderators: Wendy W. Lee and Kenneth E. Morgenstern

- 11:16 – 11:22 am **Changing Trends in Asian Blepharoplasty – Are Beauty Perceptions Evolving?**
Cat N. Burkat¹, Mariah Boldt²
¹University of Wisconsin-Madison, Oculoplastics, Orbital, and Cosmetic Facial Surgery; Department of Ophthalmology & Visual Sciences, Madison, Wisconsin, United States, ²University of Wisconsin School of Medicine and Public Health, Madison, Wisconsin, United States
- 11:22 – 11:28 am **Fascial Attachments of the Facial Artery – An Anatomical Assessment of the “Danger Zones” Associated with Filler Related Vascular Events**
Shoaib Ugradar¹, Jonathan Hoenig^{1,2}
¹Oculoplastics, UCLA, Los Angeles, California, United States, ²Beverly Hills, Private Practice, Los Angeles, California, United States



All times listed in Central Time

- 11:28 – 11:34 am **Choroidal Ischemia after Self-Injection of Hyaluronic Acid Filler into the Temple**
 Aliza Epstein¹, Donovan Reed¹, Clio Armitage Harper^{2,3}, Tanuj Nakra^{1,3}, Marie Somogyi^{1,3}
¹TOC Eye and Face, Austin, Texas, United States, ²Austin Retina Associates, Austin, Texas, United States, ³Ophthalmology, The University of Texas at Austin Dell Medical School, Austin, Texas, United States
- 11:34 – 11:40 am **Lateral Band Platysma Paddle for Powerful Neck Lift**
 Liza Cohen¹, Peter Fodor², Robert Goldberg¹
¹Division of Orbital and Ophthalmic Plastic Surgery, Stein Eye Institute, University of California, Los Angeles, Los Angeles, California, United States, ²Department of Plastic Surgery, University of California, Los Angeles, Los Angeles, California, United States
- 11:40 – 11:46 am **A Feasibility Study of Non-Thermal Nano-Pulse Stimulation (NPS) Technology for Treating Syringoma**
 Brian Biesman¹, Katharine Dempsey²
¹Nashville, Tennessee, United States, ²Ophthalmology, Vanderbilt University Medical Center, Nashville, Tennessee, United States
- 11:46 – 11:52 am **Reversal of Graves' Disease-Associated Facial Volume Expansion and Eyelid Changes Following Teprotumumab Therapy**
 Shoaib Ugradar¹, Jane S. Kim², Erin Victoria³, Jenna Braun⁴, Tunde Mester⁴, Yao Wang⁴
¹Oculoplastics, UCLA, Los Angeles, California, United States, ²Division of Eye Plastic, Orbital, and Facial Cosmetic Surgery, Kellogg Eye Center, University of Michigan, Ann Arbor, Michigan, United States, ³UCLA, Ann Arbor, Michigan, United States, ⁴Oculoplastics, Cedars Sinai Hospital, Los Angeles, California, United States
- 11:52 am - 12 pm **Questions and Discussion**

12 – 1 pm

LUNCH OPTIONS

LUNCH AND LEARN (Non-CME) – *Celestin F-H*

AART Class: The Beauty of Balance with XpresHAn Technology™

Presented by Galderma

YASOPRS LUNCH SESSION (Non-CME) – *Imperial 5*

The YASOPRS Lunch sessions are very popular and space is limited. First come, first served for seats and lunches.

Planning Your Life, Planning Your Practice: Personal & Financial Considerations for the Young Oculoplastic Surgeon

Jill A. Foster, Kathleen M. Duerksen, Kenneth V. Cahill, Robert C. Kersten

General Attendee Lunch (Non-CME) – *Storyville*



All times listed in Central Time

1 – 3:30 pm

GENERAL SESSION – *Celestin A-E*

ORBIT SESSION I

Moderators: Anne Barmettler and Stuart R. Seiff

1 – 1:06 pm

Characteristics of Malpositioned Orbital Implants following Orbital Fracture Repair

Stella Chung, Hadeel Sadek, Paul Langer

Department of Ophthalmology and Visual Science, Rutgers New Jersey Medical School, Newark, New Jersey, United States

1:06 – 1:12 pm

Extraocular Muscle Necrosis as a Feature of Orbital Myositis associated with Crohn's Disease: A Case Series and Literature ReviewJessica Crawford¹, Steven Couch², Irina Belinsky³, Karina Richani-Reverol⁴¹*Department of Ophthalmology and Visual Sciences, The Ohio State University Wexner Medical Center, Columbus, Ohio, United States,*²*Department of Ophthalmology and Visual Sciences, Washington University School of Medicine, St. Louis, Missouri, United States,*³*Department of Ophthalmology, New York University Langone Medical Center, New York, New York, United States,* ⁴*Department of Ophthalmology and Visual Science, McGovern Medical School at the University of Texas Health Science Center at Houston, Houston, Texas, United States*

1:12 – 1:18 pm

Intralesional Rituximab Injection for the Management of Biopsy-Proven Idiopathic Dacryoadenitis

Hakan Demirci, Suleyman Ciftci, Honeylen Tiu Teo, Victor Elner

Department of Ophthalmology and Visual Sciences, University of Michigan, Kellogg Eye Center, Ann Arbor, Michigan, United States

1:18 – 1:24 pm

Longterm Outcomes for Pain Relief from Intraorbital Frontal Nerve Resection in Patients with Idiopathic Versus Postherpetic Trigeminal NeuralgiaSusan Tucker¹, Laura Haas²¹*Surgery/Division of Ophthalmology, Beth Israel Lahey Health, Peabody, Massachusetts, United States,* ²*Biology, Boston College, Boston, Massachusetts, United States*

1:24 – 1:30 pm

Factors Contributing to Visual Outcome in Orbital Compartment SyndromeAndrew C. Lin¹, Austin R. Fox², M. Bridget Zimmerman³, Erin M. Shriver²¹*Ophthalmology, New York University School of Medicine, New York, New York, United States,* ²*Department of Ophthalmology and Visual Sciences, University of Iowa, Iowa City, Iowa, United States,* ³*Biostatistics, University of Iowa College of Public Health, Iowa City, Iowa, United States*

All times listed in Central Time

1:30 – 1:36 pm

Virtual and Augmented Reality based Teaching Tool for Orbital and Skull Base Anatomy Utilizing 3D Volumetric Models

Muhammad Hassan¹, Clara Men¹, Giancarlo Garcia¹, Vera Vigo^{2,3}, Louisa Lu¹, Juan Fernandez-Miranda^{4,5}, Andrea Kossler¹
¹Ophthalmology, Byers Eye Institute, Stanford University, Palo Alto, California, United States, ²Neurosurgery, The Stanford Neurosurgical Training and Innovation Center, Stanford University, Palo Alto, California, United States, ³Neurosurgery, Neurosurgery Unit, Ferrara University Hospital, Department of Morphology Surgery and Experimental Medicine, Ferrara, Italy, ⁴The Stanford Neurosurgical Training and Innovation Center, Stanford University, Palo Alto, California, United States, ⁵Department of Neurological Surgery, Stanford University, Palo Alto, California, United States

1:36 – 1:42 pm

Multidisciplinary, Transorbital Surgery for Orbital Apex and Skull Base Lesions

Ann Tran¹, Andrew Lee², Victoria North¹, Irina Belinsky³, Kira Segal¹, Gary Lelli¹, Benjamin Levine¹, Theodore Schwartz⁴, Kyle Godfrey¹
¹Department of Ophthalmology, Weill Cornell Medicine, New York, New York, United States, ²Weill Cornell Medical College, New York, New York, United States, ³Department of Ophthalmology, NYU Langone Medical Center, New York, New York, United States, ⁴Department of Neurological Surgery, Weill Cornell Medicine, New York, New York, United States

1:42 – 1:52 pm

Questions and Discussion

ASOPRS FOUNDATION RALPH E. WESLEY LECTURE

Moderator: Steven M. Couch

1:52 – 1:55 pm

Introduction of Lecturer: Kris S. Moe, MD, FACS

Steven M. Couch

1:55 – 2:20 pm

Transorbital Neuroendoscopic Surgery: The Orbit as a Gateway to the Skull Base and Brain

Kris S. Moe, MD, FACS

2:20 – 2:30 pm

Questions and Discussion

2:30 – 3 pm

Break with Exhibitors (non-CME) – Storyville

3 – 3:30 pm

INDUSTRY AND INNOVATION IN OCULOFACIAL PLASTIC SURGERY PANEL

Moderator: Steven M. Couch

Panelists:

Andrea L. Kossler, Wendy W. Lee, Hui Bae Harold Lee, Michael Kazim



All times listed in Central Time

3:30 – 5 pm

BREAKOUT SESSIONS

BREAKOUT #1: AESTHETICS – *Celestin A-E*

Moderator: Michael T. Yen

Chair: Wendy W. Lee

3:30 – 3:42 pm

Anatomy and Facial Aging

Robert M. Schwarcz

3:42 – 3:54 pm

Rejuvenating the Upper Half of the Face: Forehead to Midface

Charles Boyd

3:54 – 4:06 pm

Rejuvenating the Lower Half of the Face: Lips, Chin and Neck

Julie A. Woodward

4:06 – 4:23 pm

Pearls and Landmarks to Avoid Complications

Jose Raul Montes

4:23 – 4:35 pm

Energy Based Devices for Facial Rejuvenation

Brian S. Biesman

4:35 – 5 pm

Live Injections and Questions and Discussion

Deirdre Hooper

BREAKOUT #2: PTOSIS – *Celestin F-H*

Moderator: Robert C. Kersten

3:30 – 3:40 pm

Pediatric Ptosis – When to Operate and What to do

William R. Katowitz

3:40 – 3:50 pm

Frontalis Muscle Flaps

Bobby S. Korn

3:50 – 4 pm

Update on the MMCR

Allen M. Putterman



All times listed in Central Time

- 4 - 4:10 pm **Ptosis and Brow Position**
Daniel B. Rootman
- 4:10 - 4:20 pm **Aponeurotic Ptosis Surgery**
John B. Holds
- 4:20 - 4:30 pm **Pharmacologic Management of Ptosis**
Andrew R. Harrison
- 4:30 - 4:40 pm **Masqueraders and Mimics in Ptosis Surgery**
Pete Setabutr
- 4:40 - 5 pm **Questions and Discussion**

BREAKOUT #3: ANOPHTHALMIC SOCKET – *Imperial 5*

Moderator: Nathan W. Blessing

- 3:30 - 3:40 pm **Osseointegration Tips/Uses**
Cat N. Burkat
- 3:40 - 3:50 pm **A Treatment Paradigm for Congenital Anophthalmos**
Chad C. Zatezalo
- 3:50 - 4 pm **New Directions in Ocular Prosthetics**
Jeremiah P. Tao
- 4 - 4:10 pm **What I Have Learned from being a Student of Enucleation**
Philip L. Custer
- 4:10 - 4:20 pm **Porous vs Non-Porous Implants - Which to Use**
David R. Jordan
- 4:20 - 4:30 pm **How Do I Look? Prosthetic Restoration of the Anophthalmic Socket and Ideas for Aesthetic Optimization**
Eric Lindsey
- 4:30 - 5 pm **Questions and Discussion**
- 5 pm **Sessions Adjourn**



Friday, November 12

All times listed in Central Time

7 - 8 am

YASOPRS Eye Openers – Rapid Fire Cases and Presentations – Celestin A-E

Presentations during this session are evaluated for the Bartley R. Frueh Award for Best YASOPRS Presentation, generously sponsored by the ASOPRS Foundation. Only presenters who meet the definition of YASOPRS (inducted member who has 8 years or less experience after graduation from an ASOPRS approved fellowship, or alternatively, satisfies the Category II requirements of membership and has 8 years or less experience after fellowship graduation) and Fellows-in-Training in an ASOPRS-approved fellowship are eligible for the award.

Moderators: Nicholas Mahoney and Sophie D. Liao

7 - 7:04 am

Demographic and Physiologic Factors Associated with Clinically Significant Eyelid Edema in Patients Following Upper Eyelid Surgery

Sandy Zhang-Nunes¹, Sarah Guo², Joy Li², Preeya Mehta², Roy Yu², Alice Shen¹, Christine Bokman^{1,3}, Anita Yau⁴, Jessica Chang¹
¹USC Roski Eye Institute, USC Keck School of Medicine, Los Angeles, California, United States, ²USC Keck School of Medicine, Los Angeles, California, United States, ³Eyesthetica, Los Angeles, California, United States, ⁴Biostatistics, Clinical and Translational Institute of USC, USC Keck School of Medicine, Los Angeles, California, United States

7:04 - 7:08 am

Chronic Anophthalmic Socket Pain Secondary to Orbital Pseudocysts

Shanlee Stevens, Michelle Maeng, Marissa Shoji, Umangi Patel, Rayan Abou Khzam, Sander Dubovy, Thomas Johnson
Ophthalmology, Bascom Palmer Eye Institute, Miami, Florida, United States

7:08 - 7:12 am

Early Direct Injection of 5-Fluorouracil for the Prevention of Cicatricial Eyelid Malposition in Toxic Epidermal Necrolysis

Jane S. Kim, Christine Nelson

Division of Eye Plastic, Orbital, and Facial Cosmetic Surgery, Kellogg Eye Center, University of Michigan, Ann Arbor, Michigan, United States

7:12 - 7:16 am

Bilateral Dacryoadenitis as in the Initial Presentation of ANCA-Associated Vasculitis in a Pediatric Patient, a Case Report

Yan Zhu, Larissa Habib

Department of Ophthalmology and Visual Sciences, Yale School of Medicine, New Haven, Connecticut, United States



All times listed in Central Time

- 7:16 – 7:20 am **Lacrimal Gland Enlargement is a Risk Factor for Thyroid Eye Disease-Compressive Optic Neuropathy**
Victoria S. North, Tavish Nanda, Ann Q. Tran, Michael Kazim
¹Oculoplastic and Orbital Surgery, Edward S. Harkness Eye Institute, Columbia University Irving Medical Center, New York, New York, United States
- 7:20 – 7:24 am **Eyelid Incision Sparing Lateral Wall Decompression in Pediatric Thyroid Eye Disease: A Lateral Transconjunctival Approach**
Gabriela Lahaie Luna, William Katowitz
Ophthalmology, The Children's Hospital of Philadelphia, Philadelphia, Pennsylvania, United States
- 7:24 – 7:30 am **Questions and Discussion**
- 7:30 – 7:34 am **Acute Invasive Fungal Rhinosinusitis: Reversal of Immunosuppression is Critical**
Loreley Smith^{1,2,3}, Davin Ashraf³, Seanna Grob³, Bryan Winn³, Robert Kersten³, M. Reza Vagefi³, Stuart Seiff^{1,2,3}
¹The Pacific Center for Oculofacial and Aesthetic Plastic Surgery, San Francisco, California, United States, ²California Pacific Medical Center, San Francisco, California, United States, ³Department of Ophthalmology, University of California San Francisco, San Francisco, California, United States
- 7:34 – 7:38 am **Improving the Accuracy of Pre-Operative Diagnosis in Well-Circumscribed Orbital Tumors: A Multi-Center Study**
Kelsey Roelofs¹, Valerie Juniat², Michael O'Rourke³, Daniel Helmy⁴, Thomas Hardy³, Jean Lee⁵, Luke Ledbetter⁴, Mahtash Esfandiari⁶, Dinesh Selva², Daniel Rootman⁷
¹UCLA Jules Stein Eye Institute, Division of Oculoplastic Surgery, Los Angeles, California, United States, ²South Australian Institute of Ophthalmology, The University of Adelaide and The Royal Adelaide Hospital, Adelaide, Australia, ³Royal Victorian Eye and Ear Hospital, Melbourne, Victoria, Australia, Melbourne, Australia, ⁴Department of Radiology, University of California, Los Angeles, California, United States, ⁵Department of Medical Imaging, St Vincent's Hospital Melbourne, Fitzroy, Victoria, Melbourne, Australia, ⁶Department of Statistics, University of California, Los Angeles, Los Angeles, United States, ⁷Division of Orbital and Ophthalmic Plastic Surgery, Jules Stein Eye Institute, University of California, Los Angeles, California, United States
- 7:38 – 7:42 am **Diffusion Weighted Imaging of the Orbit**
Lalita Gupta¹, Eric Peterson², Cody Williams², Emily Altman², Ryan Harpole², Douglas Martin³, Edward Escott⁴, Peter Timoney², Mark Prendes¹
¹Department of Ophthalmology and Visual Sciences, Case Western Reserve University/University Hospitals Eye Institute, Cleveland, Ohio, United States, ²Department of Ophthalmology, University of Kentucky, Lexington, Kentucky, United States, ³Department of Radiology, Case Western Reserve University, Cleveland, Ohio, United States, ⁴Department of Radiology, Division of Neuroradiology, University of Kentucky Medical Center, Lexington, Kentucky, United States



All times listed in Central Time

7:42 – 7:46 am

Delayed-Onset Inflammatory Optic Nerve Sheath Mass and Perineuritis Following Cessation of Nivolumab Therapy

Alisha Kamboj¹, Christopher Hwang¹, Collin McClelland¹, Amanda Maltry¹, Andrew Harrison^{1,2}, Ali Mokhtarzadeh¹

¹Department of Ophthalmology and Visual Neurosciences, University of Minnesota, Minneapolis, Minnesota, United States, ²Department of Otolaryngology and Head and Neck Surgery, Department of Ophthalmology and Visual Neurosciences, Minneapolis, Minnesota, United States

7:46 – 7:50 am

Cutaneous Lymphangiosarcoma Presenting as Bilateral Periorbital Edema

Benjamin West¹, Paul Hoesly², Philip LeBoit³, Natalie Homer¹

¹Ophthalmology, UC Davis Medical Center, Sacramento, California, United States, ²Dermatology, UC Davis Medical Center, Sacramento, California, United States, ³Dermatopathology, UCSF Medical Center, San Francisco, California, United States

7:50 – 7:54 am

Globe-Preserving Surgery Followed by Adjuvant Proton Beam Therapy for Pediatric Adenoid Cystic Carcinoma of the Lacrimal Gland: Case Series, Outcomes, and Histopathologic Characteristics

Jacquelyn Laplant^{1,2}, Ilyse Kornblau³, Stephen Dryden², Joshua Ford², Sahaja Acharya⁴, Teresa Santiago⁵, Matthew Wilson^{6,7}

¹Ocular Oncology, St. Jude Children's Research Hospital, Memphis, Tennessee, United States, ²Ophthalmic Plastic and Reconstructive Surgery, The University of Tennessee Health Science Center, Memphis, Tennessee, United States, ³Ocular Oncology, Retina, The University of Tennessee Health Science Center, Memphis, Tennessee, United States, ⁴Radiation Oncology, St. Jude Children's Research Hospital, Memphis, Tennessee, United States, ⁵Pathology, St. Jude Children's Research Hospital, Memphis, Tennessee, United States, ⁶Ocular Oncology, Ophthalmic Plastic and Reconstructive Surgery, The University of Tennessee Health Science Center, Memphis, Tennessee, United States, ⁷Ocular Oncology, Ophthalmic Plastic and Reconstructive Surgery, St. Jude Children's Research Hospital, Memphis, Tennessee, United States

7:54 – 8 am

Questions and Discussion



All times listed in Central Time

8 am - 12 pm

GENERAL SESSION – *Celestin A-E*

8 am

Welcome

Robert G. Fante, MD, FACS, ASOPRS President

Thomas E. Johnson, MD, ASOPRS Program Chair

Steven M. Couch, MD, FACS, ASOPRS Fall Program Co-Chair

ONCOLOGY SESSION

Moderators: Hakan Demirci and Andrew J. Rong

8:03 - 8:09 am

Primary Treatment of Orbital Lymphoma with Intralesional Injections of Rituximab

Chelsea Reighard, Hakan Demirci

Department of Ophthalmology - Division of Eye Plastic, Orbital and Facial Cosmetic Surgery, Kellogg Eye Center, Ann Arbor, Michigan, United States

8:09 - 8:15 am

Epidemiology and Survival Outcomes for Primary Conjunctival Lymphomas in the United States

Kevin Wu¹, James Chelnis^{1,2}

¹Ophthalmology, Mount Sinai Icahn School of Medicine, New York, New York, United States, ²Manhattan Face and Eye, New York, New York, United States

8:15 - 8:21 am

Orbital Involvement in Multiple Myeloma: A Retrospective Case Series and Literature Review

Marissa Shoji, Nicole Topilow, Ying Chen, Rayan Abou Khzam, Sander Dubovy, Thomas Johnson

Ophthalmology, Bascom Palmer Eye Institute, Miami, Florida, United States

8:21 - 8:27 am

Molecular Genetic Analysis of Residual Disease in Periocular Basal Cell Carcinoma Patients with Complete Clinical Response to Vismodegib Treatment: Follow Up to the VISORB Clinical Trial

Alon Kahana^{1,2}, Shelby P. Unsworth³

¹Department of Ophthalmology, Oakland University William Beaumont School of Medicine, Rochester, Michigan, United States,

²Consultants in Ophthalmic and Facial Plastic Surgery, P.C., Southfield, Michigan, United States, ³University of Michigan, Ann Arbor, Michigan, United States



All times listed in Central Time

8:27 – 8:33 am

Long-term Comparison of Orbital Volumes After Unilateral Enucleation and Hydroxyapatite Implant in Retinoblastoma PatientsAleksandr Kruglov¹, Jacquelyn Laplant², Stephen Dryden¹, Ilyse Kornblau³, Matthew Wilson^{1,2}¹Ophthalmology, The Hamilton Eye Institute at the University of Tennessee Health Science Center, Memphis, Tennessee, United States,²Ophthalmology, St. Jude Children's Research Hospital, Memphis, Tennessee, United States, ³Ophthalmology, Memphis VA Medical Center, Memphis, Tennessee, United States

8:33 – 8:39 am

Neoadjuvant Intra-arterial Cyto-reductive Chemotherapy for Lacrimal Gland Adenoid Cystic Carcinoma: A Long-term Follow-up Study of a Trimodal StrategyMarissa Shoji¹, David Tse², Pasquale Benedetto³, Brian Tse², William Feuer²¹Ophthalmology, Bascom Palmer Eye Institute, Miami, Florida, United States, ²Ophthalmology, Dr. Nasser Ibrahim Al-Rashid Orbital Vision Research Center, Bascom Palmer Eye Institute, Miami, Florida, United States, ³Medicine, University of Miami Miller School of Medicine, Miami, Florida, United States

8:39 – 8:45 am

Long-term Survival and Clinical Outcomes of Primary Surgical Resection of Malignant Lacrimal Sac TumorsNathan Pirakitikulr¹, Andrew Katz², Shanlee Stevens¹, Marissa Shoji¹, Chrisfouad Alabiad¹, Donald Weed², David Tse¹¹Department of Ophthalmology, Bascom Palmer Eye Institute, Miami, Florida, United States, ²Department of Otolaryngology, University of Miami - Miller School of Medicine, Miami, Florida, United States

8:45 – 8:55 am

Questions and Discussion**SOCIAL JUSTICE, DIVERSITY, AND DISTRIBUTION OF OCULOFACIAL PLASTIC SURGEONS IN THE USA**

Moderators: Jill A. Foster and Scott M. Goldstein

8:55 – 9:01 am

Justice in Ophthalmology and OculoplasticsMatthew Miller¹, Cat N Burkat²¹Baylor College of Medicine, Houston, Texas, United States, ²University of Wisconsin - Madison, Oculoplastics, Orbital, and Cosmetic Facial Surgery; Department of Ophthalmology & Visual Sciences, Madison, Wisconsin, United States

9:01 – 9:07 am

National Trends in the ASOPRS Work Force from 2012 to 2021

Yan Zhu, Larissa Habib

Department of Ophthalmology and Visual Sciences, Yale School of Medicine, New Haven, Connecticut, United States

9:07 – 9:13 am

A Multi-Perspective Assessment of Barriers to Increasing UIM Representation in Oculoplastics

Johsias Maru, Alejandra de Alba Campomanes, Davin Ashraf, Bryan Winn, Reza Vagefi, Seanna Grob

Ophthalmology, University of California, San Francisco, San Francisco, California, United States



All times listed in Central Time

9:13 – 9:19 am

Educational Exposure and Attitudes Towards Transgender Care in ASOPRS Training Programs

Vania Rashidi¹, Sabrina Khalil¹, Yasmin Ayoubi², Cat Burkat³, Shane Morrison^{4,5}, Jasmina Bajric¹,
The Transgender Education Study Group includes Andrea A Tooley, Craig Czyz, Brittany Simmons, Victor Liou, Christopher Hwang,
Tessnim Ahmad, Jane S Kim, Siwei Zhou, Sanja Cypen

¹Ophthalmology, University of South Florida Morsani College of Medicine, Tampa, Florida, United States, ²University of South Florida Morsani College of Medicine, Tampa, Florida, United States, ³Ophthalmology and Visual Sciences, University of Wisconsin-Madison, Madison, Wisconsin, United States, ⁴Section of Plastic Surgery, Department of Surgery, University of Michigan, Ann Arbor, Michigan, United States, ⁵Division of Plastic Surgery, Department of Surgery, University of Washington School of Medicine, Seattle, Washington, United States

9:19 – 9:25 am

Assault-related Orbital Trauma at an Urban Level I Trauma Center: Clinical Features, Racial Disparity, and Association with Neighborhood-Level Social Determinants

Norberto Mancera¹, D. Phuong Do², Gregory Griepentrog¹, Neda Esmaili¹

¹Ophthalmology and Visual Sciences, Medical College of Wisconsin, Milwaukee, Wisconsin, United States, ²School of Public Health, University of Wisconsin-Milwaukee, Milwaukee, Wisconsin, United States

9:25 – 9:31 am

Social and Medical Factors Associated with Loss of Eye using the NIH All of Us Database

Alison Chan^{1,2,3}, Bharanidharan Radha-Saseendrakumar^{4,2}, DJ Ozzello³, Michelle Ting⁵, Jin Sook Yoon³, Catherine Liu³, Bobby Korn⁵, Don Kikkawa³, Sally Baxter^{1,2}

¹Division of Ophthalmology Informatics and Data Science, Viterbi Family Department of Ophthalmology and Shiley Eye Institute, University of California San Diego, La Jolla, California, United States, ²UCSD Health Department of Biomedical Informatics, University of California San Diego, La Jolla, California, United States, ³Division of Oculofacial Plastic and Reconstructive Surgery, Viterbi Family Department of Ophthalmology and Shiley Eye Institute, University of California San Diego, La Jolla, California, United States, ⁴Division of Ophthalmology Informatics and Data Science, Viterbi Family Department of Ophthalmology and Shiley Eye Institute, University of California San Diego, La Jolla, California, United States, ⁵Division of Oculofacial Plastic and Reconstructive Surgery, Viterbi Family Department of Ophthalmology and Shiley Eye Institute, University of California San Diego, La Jolla, California, United States

9:31 – 9:37 am

Thyroid Eye Disease (TED) Manifestations in a Primarily Black and Hispanic Population

Jennifer Tingley¹, Tova Goldstein², Marilyn Mostowy², Gabriel Rand³, Jee-Young Moon⁴, Anne Barmettler¹

¹Department of Ophthalmology and Visual Sciences, Montefiore Medical Center, Bronx, New York, United States, ²Albert Einstein College of Medicine, Bronx, New York, United States, ³Department of Ophthalmology, Columbia University, New York, New York, United States, ⁴Department of Epidemiology and Population Health, Albert Einstein College of Medicine, Bronx, New York, United States

9:37 – 9:45 am

Questions and Discussion

9:45 – 10:15 am

Break with Exhibitors (non-CME) – Storyville

All times listed in Central Time

PRACTICE MANAGEMENT SESSION

Moderators: Mark J. Lucarelli and Evan H. Black

10:15 – 10:21 am

The Doctor is (Virtually) In: Patient Satisfaction and Utilization Trends in Synchronous Telehealth Visits in Oculoplastic Surgery

Darren Chen, Ann Tran, Marc Dinkin, Gary Lelli

Ophthalmology, Weill Cornell Medical Center, New York, New York, United States

10:21 – 10:27 am

Is Third Party Payer Coverage for Blepharoplasty Justified? Quality-Of-Life Impact and Cost-Effectiveness Model for Functional BlepharoplastySammie E. Fung¹, Kathryn S. Park¹, Jenny Q. Hu¹, Michelle Ting¹, Daniel J. Ozzello¹, Jin Sook Yoon¹, Bobby S. Korn^{2,3}, Don O. Kikkawa^{2,3}, Catherine Y. Liu²*¹Shiley Eye Institute, University of California, San Diego, La Jolla, California, United States, ²UC San Diego Department of Ophthalmology, Division of Oculofacial Plastic and Reconstructive Surgery, La Jolla, California, United States, ³UC San Diego Department of Surgery, Division of Plastic Surgery, La Jolla, California, United States*

10:27 – 10:33 am

Litigation in Orbital Surgery

Alexandra Levitt, Sophie Liao

Ophthalmology, University of Colorado, Aurora, Colorado, United States

10:33 – 10:39 am

A Comparison of Postoperative Infection Rates Following Office-based Oculoplastics Procedures with Sterile and Clean Gloves – a Prospective, Randomized, Single-Blinded Clinical TrialDiane Wang¹, Roman Shinder²*¹Ophthalmology, SUNY Downstate Medical Center, Brooklyn, New York, United States, ²Ophthalmology, Otolaryngology, SUNY Downstate Medical Center, Brooklyn, New York, United States*

10:39 – 10:47 am

Questions and Discussion

AESTHETICS SESSION II

Moderators: John M. Martin and Julie A. Woodward

10:47 – 10:53 am

Estimating Age from Facial Images using Deep Learning: The Effect of BlepharoplastyJustin Karlin¹, Persiana Saffari², Kendall Goodyear³, Teresa Chen³, Daniel Rootman¹, Mahtash Esfandiari⁴*¹Stein and Doheny Eye Institutes UCLA, Los Angeles, California, United States, ²David Geffen School of Medicine UCLA, Los Angeles, California, United States, ³Stein Eye Institute UCLA, Los Angeles, California, United States, ⁴Department of Statistics, UCLA, Los Angeles, California, United States*

All times listed in Central Time

- 10:53 – 10:59 am **Assessing the Effects of Hyaluronidase Concentration on Clearance of Intra-arterial Hyaluronic Acid Filler in Cadaveric Facial Arteries**
Shoaib Ugradar¹, Ramin Telebi², Nisha Tatta², Daniel Rootman¹, Robert Goldberg¹, Cynthia Boxrud¹
¹Oculoplastics, UCLA, Los Angeles, California, United States, ²UCLA, Los Angeles, California, United States
- 10:59 – 11:05 am **Prism Particle Sizer for Fat Preparation for Oculofacial Surgery**
Allan Wulc^{1,2}, Andrew Mueller³, Jill Foster^{3,4}, Jess Crawford³
¹Ophthalmology, University of Pennsylvania, Scheie Eye Institute, Philadelphia, Pennsylvania, United States, ²Otolaryngology Head and Neck Surgery, Temple University, Philadelphia, Pennsylvania, United States, ³Ophthalmology, The Ohio State University, Columbus, Ohio, United States, ⁴Ophthalmology, Nationwide Children's Hospital, Columbus, Ohio, United States
- 11:05 – 11:11 am **The Brow Fat Flap**
Dan Georgescu^{1,2}
¹Uptown Clinique, Fort Lauderdale, Florida, United States, ²Ophthalmology, Nova Southeastern University, Miami, Florida, United States
- 11:11 – 11:17 am **Functional and Aesthetic Outcomes following Suprabrow and Subbrow Excision in the Korean Patients with Lateral Hooding**
Seunghyun Lee, Jeongkyung Jang, Helen Lew
Ophthalmology Department, Bundang CHA Medical Center, Seongnam-si, Korea, Republic of
- 11:17 – 11:23 am **Short and Long Term Patient Satisfaction and Complications in 650 Endoscopic Forehead Lift Procedures**
Mohsen Kashkoui¹, Parya Abdolalizadeh², Saina Mansour², Parisa Hamami², Nasser Karimi², Behzad Khademi²
¹Eye and Skull Base Research Centers, Rassoul Akram Hospital, Iran University of Medical Sciences, Tehran, Iran, Islamic Republic Of, ²Tehran, Iran, Islamic Republic Of
- 11:23 – 11:30 am **Questions and Discussion**

HENRY I. BAYLIS COSMETIC SURGERY AWARD LECTURE

Moderator: Andrew R. Harrison

- 11:30 – 11:33 am **Introduction of the Henry I. Baylis Award Lecturer: Francesco P. Bernardini**
Andrew R. Harrison
- 11:33 – 11:53 am **Endoscopic Lifting: Evolving from Brows to Face-Lifting**
Francesco P. Bernardini
- 11:53 – 11:59 pm **Questions and Discussion**
- 11:59 – 12 pm **Presentation of the Henry I. Baylis Cosmetic Surgery Award**



All times listed in Central Time

12 – 1 pm

LUNCH OPTIONS

LUNCH AND LEARN (Non-CME) – Celestin A-C***Recent Progress in Exploring TEPEZZA® (teprotumumab-trbw) for the Treatment of Thyroid Eye Disease (TED)***

Presented by Horizon Therapeutics

LUNCH AND LEARN (Non-CME) – Imperial 5***There's More to Advanced BCC Than Meets the Eye***

Presented by Genentech

YASOPRS Roundtables (Non-CME) – Virtual via Zoom

A Young ASOPRS (YASOPRS) is an official ASOPRS member who has 8 years or less experience after graduation from an ASOPRS accredited fellowship, or alternatively, satisfies the Category II membership requirements and has 8 years or less experience after fellowship graduation. Fellows-in-Training in an ASOPRS-accredited fellowship were also invited to participate.

1. **How to Succeed in Oculofacial Plastics without Really Trying: Managing your Practice and Employees in a Tight Market**
2. **Happy Patients, Happy Life: Pearls to Avoid Complications, Preempt Patient Complaints and Avoid Burnout**
3. **Help! I Need a Brow Lift: Managing Risk and Reward in Browlifting Surgery**
4. **My Bags Need to Go!: Lower Lid Blepharoplasty Pearls**
5. **Hindsight is 20/20: What I Wish I Knew in My First 2 Years of Practice**

General Attendee Lunch (Non-CME) – Storyville

1 – 5 pm

GENERAL SESSION – Celestin A-E

THYROID EYE DISEASE SESSION

Moderators: Eric A. Steele and Raymond I. Cho

1 – 1:06 pm

Therapeutic Role of Bone Morphogenic Protein 7 (BMP7) in the Pathogenesis of Graves' OrbitopathyJin Sook Yoon^{1,2}, Bo Yi Kim³, Soo Hyun Choi³, Catherine Liu², Bobby Korn², Don Kikkawa²¹*Ophthalmology, Severance Hospital, Institute of Vision Research, Yonsei University College of Medicine, Seoul, Korea, Republic of,*²*Division of Oculofacial Plastic and Reconstructive Surgery, Shiley Eye Institute, University of California San Diego, La Jolla, California, United States,* ³*Ophthalmology, Severance Hospital, Institute of Vision Research, Yonsei University College of Medicine, Seoul, Korea, Republic of*

All times listed in Central Time

- 1:06 – 1:12 pm **Muller’s Muscle Insulin-Like Growth Factor-1 Receptor (IGF-1R) Expression in Thyroid Eye Disease**
Liza Cohen, Kelsey Roelofs, Daniel Rootman
Division of Orbital and Ophthalmic Plastic Surgery, Stein and Doheny Eye Institutes, University of California, Los Angeles, Los Angeles, California, United States
- 1:12 – 1:18 pm **Decreasing Optic Nerve Head Vessel Density from the Graves’ disease to the Dysthyroid Optic Neuropathy; Does the Ischemic Optic Neuropathy Play a Role?**
Mohsen Kashkouli¹, Parya Abdolalizadeh², Farideh Moradpasandi², Khalil Falavarjani², Reza Mirshahi², Shadi Akbarian²
¹Eye and Skull Base Research Centers, Rassoul Akram Hospital, Iran University of Medical Sciences, Tehran, Iran, Islamic Republic Of, ²Tehran, Iran, Islamic Republic Of
- 1:18 – 1:25 pm **Questions and Discussion**
- 1:25 – 1:31 pm **Teprotumumab for the Treatment of Recalcitrant Thyroid Eye Disease**
Connie Martin Sears¹, Linus Amariwa¹, Clara Men², Roman Shinder³, Kevin Clauss⁴, Shoaib Ugradar⁵, Kimberly Cockerham⁶, Sara Wester⁴, Raymond Douglas⁶, Andrea Kossler¹
¹Ophthalmology, Byers Eye Institute, Palo Alto, California, United States, ²Byers Eye Institute, Stanford, Palo Alto, California, United States, ³Ophthalmology, SUNY Downstate Health Sciences University, Brooklyn, New York, United States, ⁴Ophthalmology, Bascom Palmer Eye Institute, Miami, Florida, United States, ⁵Ophthalmology, University of California Los Angeles School of Medicine, Los Angeles, California, United States, ⁶Stockton, California, United States
- 1:31 – 1:37 pm **Radiographic Changes in Extraocular Muscle Size in Thyroid Eye Disease Patients Treated with Teprotumumab**
Lauren DeMaria¹, Ann Tran², Victoria North¹, Mohammed Elsayed³, Eleanore Kim¹, Irina Belinsky¹
¹Ophthalmology, New York University, New York, New York, United States, ²Ophthalmology, New York University, Bound Brook, New Jersey, United States, ³Radiology, New York University, New York, New York, United States
- 1:37 – 1:43 pm **Outcomes of Patients with Thyroid Eye Disease Partially Treated with Teprotumumab**
Tiffany Ho², Robi Maamari¹, Steven Couch¹, Teprotumumab Interruption Study Group Teprotumumab Interruption Study Group²
¹Department of Ophthalmology and Visual Sciences, Washington University in St. Louis, Saint Louis, Missouri, United States, ²St. Louis, United States
- 1:43 – 1:49 pm **Differential Effects of Teprotumumab Treatment based on Fat: Muscle Ratio (FMR) in Thyroid Eye Disease (TED)**
Michelle Ting¹, Daniel James Ozzello¹, Nicole Topilow¹, Jin Sook Yoon¹, Catherine Liu¹, Bobby Korn^{1,2}, Don Kikkawa^{1,2}
¹Oculofacial Plastic and Reconstructive Surgery, Shiley Eye Institute, University of California San Diego, San Diego, California, United States, ²Division of Plastic and Reconstructive Surgery, University of California San Diego, San Diego, California, United States
- 1:49 – 1:59 pm **Questions and Discussion**



All times listed in Central Time

FEATURED SPEAKER: KRIS S. MOE, MD, FACS

Moderator: Vikram D. Durairaj

1:59 – 2:19 pm

Technical Aids in Orbital Reconstruction

Kris S. Moe, MD, FACS

2:19 – 2:24 pm

Questions and Discussion

EYELID SESSION II

Moderators: Cesar A. Briceno and Louise A. Mawn

2:24 – 2:30 pm

A Mannequin-Based Surgical Simulator for Teaching Margin-Involving Eyelid Laceration Repair to First Year Ophthalmology ResidentsShannath Merbs¹, Meleha Ahmad², Jiawei Zhao³, Andrew Fischer¹, Emily Gower⁴, Roxana Fu⁵, Fasika Woreta²*¹Ophthalmology and Visual Sciences, University of Maryland School of Medicine, Baltimore, Maryland, United States, ²Ophthalmology, Johns Hopkins University School of Medicine, Baltimore, Maryland, United States, ³Ophthalmology, Johns Hopkins University School of Medicine, Baltimore, Maryland, United States, ⁴Epidemiology, University of North Carolina, Chapel Hill, North Carolina, United States, ⁵Ophthalmology, University of Pittsburgh, Pittsburgh, Pennsylvania, United States*

2:30 – 2:36 pm

Head Rotation and the Perception of Eyelid Height and ContourStefania Diniz¹, John Neemann², Nicholas Jackson³, Daniel Rootman¹*¹Division of Orbital and Ophthalmic Plastic Surgery, Doheny and Stein Eye Institutes, UCLA, Los Angeles, California, United States, ²David Geffen School of Medicine, UCLA, Los Angeles, California, United States, ³Department of Medicine Statistics Core, David Geffen School of Medicine, UCLA, Los Angeles, California, United States*

2:36 – 2:42 pm

Systemic Steroids with Concurrent Antibiotics for Periocular Infections – An 11-year ExperienceRebecca F Silverman¹, Roman Shinder²*¹Ophthalmology, SUNY Downstate, Brooklyn, New York, United States, ²Ophthalmology, Otolaryngology, SUNY Downstate, Brooklyn, New York, United States*

2:42 – 2:48 pm

Outcome Comparison of Transconjunctival Müller's Muscle Recession with Levator Disinsertion to Gold Weight Implantation in the Treatment of Paralytic LagophthalmosJi Kwan Park^{1,2}, Benjamin Campbell^{1,2}, Hui Bae Harold Lee^{1,2}*¹Oculofacial Plastic Surgery and Orbital Surgery, Carmel, Indiana, United States, ²Ascension St. Vincent Hospital, Indianapolis, Indiana, United States*

All times listed in Central Time

2:48 – 2:54 pm **The Köllner Tarsoconjunctival Flap for Lower Eyelid Reconstruction: Historical Perspective and Surgical Outcomes of 140 Cases**

Philip Custer, Robi Maamari

John F Hardesty, MD, Department of Ophthalmology and Visual Sciences, Washington University in St Louis, St Louis, Missouri, United States

2:54 – 3:02 pm **Questions and Discussion**

3:02 – 3:32 pm **Break with Exhibitors (non-CME) – Storyville**

MM/TOUGH CASES

Moderators: Richard C. Allen and Jeremiah P. Tao

3:32 – 3:38 pm **The Use of Intra-Lesional Bleomycin for Peri-Ocular, Low Flow, Vascular Anomalies – Establishing the Rules of the Game**

Debraj Shome¹, Monika Surana², Rinky Kapoor³, Sapna Vadera⁴

¹Department of Facial Plastic Surgery & Facial Cosmetic Surgery & Director, The Esthetic Clinics, India, Mumbai, India, ²Fellow in Facial Plastic Surgery & Facial Cosmetic Surgery, The Esthetic Clinics, Mumbai, India, ³Department of Dermatology, Cosmetic Dermatology & Dermato-Surgery & Director, The Esthetic Clinics, Mumbai, India, ⁴Consultant, Department of Facial Plastic Surgery & Facial Cosmetic Surgery & Director, The Esthetic Clinics, Mumbai, India

3:38 – 3:44 pm **An Orbit Based Flap for Total Ocular Surface Reconstruction following a Severe Facial Burn**

Michelle Maeng, Alicia Casella, Marissa Shoji, Andrew Rong

Bascom Palmer Eye Institute, Miami, Florida, United States

3:44 – 3:50 pm **A Comparison of Primary and Secondary Eye Removal after Ruptured Globe Injury: A Multi-Center Study**

Mark Krakauer¹, Erin Jennings², Lalita Gupta³, June Si⁴, Daohai Yu⁵, Xiaoning Lu⁵, Mark Prendes³, Hassan Shah⁴

¹Department of Ophthalmology, Lewis Katz School of Medicine at Temple University, Philadelphia, Pennsylvania, United States, ²Department of Ophthalmology, NYU Grossman School of Medicine, New York City, New York, United States, ³Department of Ophthalmology and Visual Sciences, Case Western Reserve/University Hospitals Eye Institute, Cleveland, Ohio, United States, ⁴Department of Ophthalmology and Visual Sciences, University of Chicago Pritzker School of Medicine, Chicago, Illinois, United States, ⁵Department of Clinical Sciences, Lewis Katz School of Medicine at Temple University, Philadelphia, Pennsylvania, United States

3:50 – 4 pm **Questions and Discussion**



All times listed in Central Time

4 - 4:30 pm

ADMINISTRATIVE LEADERSHIP PANEL DISCUSSION

Moderator: Kenneth E. Morgenstern

Panelists:

Sophie D. Liao, Gary J. Lelli, Don O. Kikkawa, Pete Setabutr, Keith D. Carter

ASOPRS THESIS SESSION

Moderators: Erin M. Shriver and Suzanne K. Freitag

4:30 - 4:31 pm

Marvin H. Quickert Thesis Award Candidate Presentations

Erin M. Shriver, Thesis Committee Chair

4:31 - 4:34 pm

Orbital Compartment Syndrome in Severe Burns: Predictive Factors, Timing and Complications of InterventionE. Lacey Echali¹, Ryan D. Larochelle², Jennifer L. Patnaik², Anne Wagner³, Benjamin R. Echali⁴, Eric M. Hink⁵, Prem S. Subramanian^{6,7}, Sophie D. Liao²*¹Department of Ophthalmology, University of Colorado Denver, Medical Eye Center, Medford Oregon, United States, ²Department of Ophthalmology, University of Colorado Denver, Denver, Colorado, United States, ³Department of GI, Trauma and Surgery, University of Colorado Denver, Denver, Colorado, United States, ⁴CU Anschutz, Office of the Vice Chancellor for Research, Aurora, Colorado, United States, ⁵Department of Ophthalmology, Department of Otolaryngology, University of Colorado Denver, Denver, Colorado, United States, ⁶Department of Ophthalmology, Department of Neurology, Department of Neurosurgery, University of Colorado, Denver, Colorado, United States, ⁷Division of Ophthalmology, Uniformed Services University of the Health Sciences, Bethesda, Maryland, United States*

4:34 - 4:37 pm

5-Fluorouracil with Microneedling Modulates Wound Healing in a Murine Model: An Immunohistochemical Analysis of Mechanism and Dose EfficacyNatalie A. Homer¹, Mahmoud S. Hanafy², Susan C. Baer³, Alison H. Watson⁴, Marie Somogyi^{5,6}, John W. Shore⁶, Sean Blaydon^{5,6}, Vikram D. Durairaj^{5,6}, Zhengrong Cui², Tanuj Nakra^{5,6}*¹Division of Ophthalmic Plastic and Orbital Surgery, UC Davis Eye Center, Sacramento, California, United States, ²Pharmaceutics Division, The University of Texas at Austin, Austin, Texas, United States, ³Clinical Pathology Associates, Austin, Texas, United States, ⁴Oculoplastic & Orbital Surgery Service, Wills Eye Hospital, Philadelphia Pennsylvania, United States, ⁵TOC Eye and Face, Austin, Texas, United States, ⁶Department of Ophthalmology, Dell Medical School, The University of Texas at Austin, Austin, Texas, United States*

All times listed in Central Time

4:37 – 4:40 pm

The Effect of Oculofacial Surgical Drape Choice on Airborne Particle Exposure

Mark Krakauer¹, Josh Hansen², Azam S. Husain¹, Vinay K. Aakalu³, Asad Chaghtai⁴, Eyas Amr⁴, Marc Melendez⁴, Jeffrey D. Henderer¹, Tina Felfeli⁵, Efrem D. Mandelcorn⁵, Erkan Tuzel²

¹Department of Ophthalmology, Lewis Katz School of Medicine at Temple University, Philadelphia, Pennsylvania, United States, ²College of Engineering, Temple University, Philadelphia, Pennsylvania, United States, ³Department of Ophthalmology and Visual Sciences, University of Illinois at Chicago, Chicago, Illinois, United States, ⁴Environmental Health and Radiation Safety, Temple University, Philadelphia, Pennsylvania, United States, ⁵Department of Ophthalmology and Vision Sciences, University of Toronto, Ontario, Canada

4:40 – 4:44 pm

Questions and Discussion

4:45 pm

Marvin H. Quickert Thesis Award Presentation

Presented by Erin M. Shriver, Thesis Committee Chair

4:46 – 5 pm

ASOPRS AWARDS SESSION

Introduction – ASOPRS Awards Presentations

Keith D. Carter, Awards Committee Member

Robert H. Kennedy Presidential Award – Mark J. Lucarelli

Presented by Robert G. Fante, ASOPRS President

Bartley R. Frueh Award for Best YASOPRS Presentation

Presented by the ASOPRS Foundation Board of Trustees

Lester T. Jones Surgical Anatomy Award – Dinesh Selva

Merrill Reeh Pathology Award – Hilal Nalcı Baytaroğlu, Bengisu Kaya, Petek Korkusuz, M. Banu Hosal

ASOPRS Research Award – Shoaib Ugradar, Justin Karlin, Alen Le, Joseph Park, Robert A. Goldberg

Wendell Hughes Lecture Award – Jeffrey A. Nerad

5 pm

Adjourn

5 – 6 pm

ASOPRS Business Meeting & International Associate New Member Inductions – Celestin A-E and Virtual

(All members are invited and encouraged to attend the Business Meeting)



TRUMATCH® CMF

Personalized Solutions

- Technology and versatility to meet the needs of your patients
- Select plate design features, to customize cutting guides and implanted plates to create a patient specific solution
- Greatly reduce the time needed for intraoperative adaption



3D Printed Orbital Solutions are now **faster*** & **thinner**

New standardized design & improved planning process provides faster* lead time.

TRUMATCH® CMF Titanium 3D Printed Plates & Guides consist of:

- Patient specific osteotomy and drill guides
- Patient-specific plates for the accurate transfer of the surgical plan to the operating room



DePuySynthes.com

powered by **materialise**

*No live planning session required. Please refer to the instructions for use for a complete list of indications, contraindications, warnings and precautions.

© DePuy Synthes 2021. All rights reserved. 188210-210902 DSUS



FCI EXCLUSIVE

**VISIT FCI AT BOOTH #110
TO DISCOVER OUR LATEST INNOVATIONS**



Oculid® Eyelid Weights



StopLoss™ Jones Tube



SCAN ME



JOIN OUR OPHTHALMIC COMMUNITY



FCI-Ophthalmics.com

AWARDS

Marvin H. Quickert Thesis Award

The Marvin H. Quickert Thesis Award is an honorary award given annually for the most outstanding thesis chosen from those submitted by candidates seeking membership in ASOPRS during the current year.

The recipient of the Marvin H. Quickert Thesis Award will be announced during the Thesis Session on Friday, November 12, 2021.

The candidates for this year's Marvin H. Quickert Award are

E. Lacey Echali *“Orbital Compartment Syndrome in Severe Burns: Predictive Factors, Timing and Complications of Intervention”*

Natalie A. Homer *“5-Fluorouracil with Microneedling Modulates Wound Healing in a Murine Model: An Immunohistochemical Analysis of Mechanism and Dose Efficacy”*

Mark Krakauer *“The Effect of Oculofacial Surgical Drape Choice on Airborne Particle Exposure”*

The Bartley R. Frueh Award for Best YASOPRS Presentation

Named in memory of ASOPRS Past President, Dr. Bartley Frueh, the ASOPRS Foundation will award the Bartley R. Frueh Award for Best YASOPRS Presentation. Oral presentations are evaluated for the award, which is generously sponsored by the ASOPRS Foundation. Only presenters who meet the definition of YASOPRS (inducted member who has 8 years or less experience after graduation from an ASOPRS accredited fellowship, or alternatively, satisfies the Category II requirements of membership and has 8 years or less experience after fellowship graduation) and Fellows-in-Training in an ASOPRS-accredited fellowship are eligible for the award.

The recipients of the Bartley R. Frueh Award for Best YASOPRS Presentation will be announced during the Awards Session on Friday, November 12, 2021.



AWARDS

Robert H. Kennedy Presidential Award

Named in memory of ASOPRS 2007 President, Robert H. Kennedy, MD, PhD, this award is presented to the Society's Immediate Past President in recognition of their devotion, leadership, and ongoing service to the Society.

The recipient of this year's Robert H. Kennedy Presidential Award is Mark J. Lucarelli.



Mark J. Lucarelli

Dr. Lucarelli earned his medical degree at Washington University School of Medicine in St. Louis. He completed Ophthalmology residency and chief residency at Harvard Medical School / Massachusetts Eye and Ear Infirmary, and subsequently pursued fellowship training at the University of Wisconsin Hospital and Clinics in Madison. After his fellowship in Ophthalmic Plastic and Reconstructive Surgery with Dr. Richard Dortzbach and Dr. Brad Lemke, he joined the full-time faculty at UW-Madison in 1997. He was promoted to Professor in 2009. Since 2016, Lucarelli has served as the Richard K. Dortzbach Professor of Oculofacial Surgery.

Dr. Lucarelli's academic interests include facial and orbital anatomy and small incision oculofacial techniques. He has authored or co-authored more than 130 peer reviewed journal articles and over 40 book chapters and collaborated on five books. Dr. Lucarelli frequently lectures locally, nationally, and internationally. As an avid teacher of residents and fellows, his commitment to teaching has been recognized with awards for outstanding clinical or surgical instructor on five occasions. Lucarelli was also awarded UW Health's Clinical Educator Excellence Award.

Dr. Lucarelli has also provided valuable leadership and service to his organizations. Since 1998, he has led the Oculoplastics Service at UW Madison, where he also serves as Medical Director of the flagship University Station Clinic. Lucarelli is one of the founding surgeons of University of Wisconsin's multidisciplinary cosmetic surgery center which opened in 2006. Active in the AAO, Dr. Lucarelli received the Senior Achievement Award in 2012. He is an active member of the Orbital Society and has also been a leader within the International Thyroid Eye Disease Society (ITEDS), serving on the ITEDS Executive Committee from 2013-2016. Lucarelli also serves on the Advisory Board of the North American Society of Academic Orbital Surgeons (NASAOS). He has been honored to serve and teach internationally on a dozen medical mission trips.

Within ASOPRS, Dr. Lucarelli has served many leadership roles over the last 20 years, starting on the Education Committee in 1999. Other major roles have included: Program Committee 2005-2007 (Chair, 2007); Awards Committee 2011-2013 (Chair 2013); Secretary of Meetings 2013-2014; Fellowship Program Directors' Committee 2005-present (Chair 2016-2018); Presidential track 2018-2021. Currently Immediate Past President, Dr. Lucarelli is serving his 7th and final year on the ASOPRS Executive Committee. Serving as a leader alongside remarkably talented and dedicated ASOPRS colleagues has been one of the biggest highlights of Lucarelli's professional life.



AWARDS

Lester T. Jones Surgical Anatomy Award

The Lester T. Jones Surgical Anatomy Award is given to an individual who has made an outstanding contribution to ophthalmic plastic and reconstructive surgery. The first award in 1974 was awarded to Marvin H. Quickert, MD, for his application of anatomy to surgical approaches.

The recipient of this year's Lester T. Jones Surgical Anatomy Award is Dinesh Selva.



Dinesh Selva

Professor Dinesh Selva was appointed to the Foundation Chair of Ophthalmology & Visual Sciences at the University of Adelaide in 2004. He is Chairman of the South Australian Institute of Ophthalmology, University of Adelaide and has published over 500 peer-reviewed papers and book chapters. He is a past President of the Australia-New Zealand Society of Ophthalmic Plastic & Reconstructive Surgeons and a member of the Orbit Society. His areas of research interest include eyelid tumours, orbital oncology, endoscopic techniques in oculoplastic surgery, thyroid eye disease and blindness prevention in the developing world. He is a Member of the Order of Australia for his work as an academic and clinician. He was awarded the Doctorate of Health Sciences from the University of Adelaide for original and distinguished contributions in the field of eyelid tumours.

Henry I. Baylis Cosmetic Surgery Award

The Henry I. Baylis Cosmetic Surgery Award is given to an individual for longstanding contributions in the field of cosmetic surgery. The recipient of this award presents the Henry I. Baylis Lecture at the Fall Scientific Symposium.

The recipient of this year's Henry I. Baylis Cosmetic Surgery Award is Francesco P. Bernardini.

The award will be presented after presentation of the Henry I. Baylis Lecture, "*Endoscopic Lifting: Evolving from Brows to Face-lifting*" on Friday, November 12, 2021 at 11:33 pm.



**Francesco P.
Bernardini**

Francesco Pietro Bernardini is an oculofacial plastic surgeon, completed his two-year fellowship training in Cincinnati (1998-2000) with Robert 'Bob' Kersten. His private practice named "Oculoplastica Bernardini" is based in Genova and Milano, but Dr. Bernardini is also active in teaching as a Professor at the Dept of Ophthalmology of the University of Genova. Dr. Bernardini has published 61 indexed scientific papers and contributed with multiple international book chapters. Dr. Bernardini is member of ASOPRS (American Society of Ophthalmic Plastic and Reconstructive Surgery), AACS (American Academy Cosmetic Surgery), EAFPS (European Academy of Facial Plastic Surgery and OS (Orbital Society). Dr. Bernardini is international Key Opinion Leader for Teoxane and international Guru for Revance Aesthetics. He also is Editorial board member of Ophthalmic Plastic and Reconstructive Surgery Journal.



AWARDS

Merrill Reeh Pathology Award

The Merrill Reeh Pathology Award honors an outstanding contribution to the study of pathology pertinent to the field of ophthalmic plastic and reconstructive surgery. Papers may be submitted for consideration for this honorary award by members of ASOPRS or anyone interested in the field of ophthalmic plastic and reconstructive surgery. Theses from membership candidates are also considered eligible. The Merrill Reeh Pathology Award is reserved for a paper considered to represent a truly significant contribution to the field of ophthalmic plastic and reconstructive surgery.

The recipients of this year's Merrill Reeh Pathology Award are Hilal Nalcı Baytaroğlu, Bengisu Kaya, Petek Korkusuz, M. Banu Hosal for the paper: *"A Study of Histopathologic Evaluation and Clinical Correlation for Isolated Congenital Myogenic Ptosis and Aponeurotic Ptosis."* Ophthalmic Plastic and Reconstructive Surgery. 36(4):380-384, July/August 2020.



**Hilal Nalcı
Baytaroğlu**

Dr. Hilal Nalcı Baytaroğlu took her Medical Degree from Hacettepe University Faculty of Medicine in 2013 and completed her Ophthalmology Residency in Ankara University Faculty of Medicine Ophthalmology Department in 2018. During this time, she published over 10 papers in national and international peer-reviewed journals, contributed to translation of 2 ophthalmology textbooks, and worked as a lecturer in Cappadocia University Vocational College Opticianry Program for 4 semesters. Currently, she is working in Dünya Göz Hospital, Ankara, Turkey in the areas of cataract surgery, oculoplastic surgery, and pediatric ophthalmology.



Z. Bengisu Kaya

Dr. Z. Bengisu Kaya took her Medical Degree from Baskent University Faculty of Medicine in 2014 and completed her Histology and Embryology PhD program in Hacettepe University Faculty of Medicine Histology and Embryology Department in 2021. So far, she worked in 4 scientific projects as a researcher, published 8 papers in national and international journals, awarded with 1 national special prize, contributed to national and international scientific meetings with several poster and oral presentations, attended as an instructor to Histology and Embryology Laboratories for first and second years Faculty of Medicine students and Faculty of Dentistry students, During this time, she also worked in Mclean lab at Neuroscience Department/Mayo Clinic between 2019-2020. Currently, she is working as a research fellow in McLean Lab, Mayo Clinic, Florida.



AWARDS

Merrill Reeh Pathology Award



Petek Korkusuz

Petek Korkusuz, MD, PhD received her MD degree from Gazi University Faculty of Medicine in 1991. She completed her residency in Histology and Embryology at Hacettepe University Faculty of Medicine in 1997 with her thesis entitled “Assessment of Cell Adhesion Molecules in Osteoarthritic Synovia by Using Immunohistochemistry and Electron Microscopy”. She received her Ph.D. in 2000 from Gazi University Faculty of Medicine Department of Medical Pharmacology with her thesis on “The Roles of Endothelium Derived Factors on Digoxin Induced Arrhythmia in Isolated Perfused Guineaepig Heart Model”. Her professional appointments include Assistant Professor position in 1998, Associate Professor (award of tenure) in 2003 and full Professor in 2010 (present position) in Hacettepe University Faculty of Medicine Department of Histology and Embryology. She is presently the head of Histology and Embryology Department. Her secondary appointments are in the Department of Nanomedicine and Nanotechnology, Department of Bioengineering, Department of Stem Cell Sciences and, Department of Oral Biology. She received the Turkish Scientific and Research Council (TUBİTAK-BAYG) National Doctoral Scholarship between 1991 and 1993. She studied on cell culture techniques in 1993 in Bordeaux University INSERM Laboratory France, learned basic hybridoma technology and lymphocyte homing mechanisms in 1997 and 1998 in Osaka University Department of Bioregulation Japan, worked on phage display technology and electron microscopic screening of phages in 1999 in Erasmus University Immunology Department and Electron Microscopy Unit Netherland with a postdoctoral scholarship (NATO-B1 grant) and she was a visiting professor in Harvard and Yale Universities IPSC Centers in 2015. She has 151 publications and 2381 citations in *Science Citation Index (WOS)* with an h index of 26 on September 2021. She owns 3 patents, several international and national book chapters and awards. Her research is focused on biomaterials and stem cells in soft/hard tissue engineering and regenerative medicine, musculoskeletal tissue inflammation and regeneration mechanisms, exercise immunobiology and recently stem cell microenvironment. She is an active member of the *International Stem Cell Research Society, European Society of Gene and Cell Therapy, European and Turkish Microscopy Societies, European and American Ortopaedic Research Societies, Turkish Pharmacology Society and Turkish Histology and Embryology Society.*



M. Banu Hosal

M. Banu Hosal, MD, is a Professor of Ophthalmology and Chief of Oculoplastic Surgery at the Department of Ophthalmology, Ankara University, Faculty of Medicine. She is active in teaching ophthalmology residents and fellows. Dr. Hosal obtained her medical degree from Hacettepe University, Faculty of Medicine in 1989. She completed her residency in the Department of Ophthalmology, Ankara University, between 1989 and 1995. She did her research fellowship in 1993-1994 at the Department of Oculoplastic and Reconstructive Surgery, Mount Sinai Hospital, University of Toronto. She also worked as a visiting fellow in the Departments of Orbital, Oculoplastic surgery and Pediatric Ophthalmology, University of Pittsburgh School of Medicine for one year in 1998. Dr. Hosal has authored more than 90 national and international peer-reviewed articles and book chapters. She has given more than 70 scientific presentations and lectures. She is on the advisory board of Turkish Journal of Ophthalmology and Medical Network Ophthalmology.

Dr. Hosal is a member of Turkish Ophthalmological Association. She is a member and past president (2014-2016) of the Turkish Society of Ophthalmic Plastic and Reconstructive Surgery. She is a full member of European Society of Ophthalmic Plastic and Reconstructive surgery, since 1997.



AWARDS

ASOPRS Research Award

The ASOPRS Research Award is given annually to an ASOPRS member(s) or candidate(s) for membership who submits the most outstanding paper describing original research conducted in the field. Only papers submitted to Ophthalmic Plastic and Reconstructive Surgery, the official journal of the Society, will be considered.

The recipients of this year's ASOPRS Research Award are Shoaib Ugradar, Justin Karlin, Alen Le, Joseph Park, and Robert A. Goldberg for the paper "*Photochemical Collagen Cross-Linking Reverses Elastase-Induced Mechanical Degradation of Upper Eyelid Tarsus.*" Ophthalmic Plastic and Reconstructive Surgery. 36(6):562-565, November/December 2020.



Shoaib Ugradar

Dr. Shoaib Ugradar was born in London, England. He completed a Bachelor of Science degree in Human Genetics at University College London and then earned his medical degree at the University of London, UK, graduating with honors and the president's prize. Having completed residency training in internal medicine in London, he was awarded a young European researcher's award for his work on Multiple Sclerosis. He subsequently undertook residency training in ophthalmology and later oculoplastics at Moorfields eye hospital, obtaining a research gold medal. Having been selected for membership of the Worshipful Company of scientific instrument makers in London. Dr Ugradar serves as clinical faculty at UCLA. His lab currently works on the genetics of Thyroid eye disease, along with other projects using artificial intelligence and mechanical engineering to develop tools for clinical use, some of which have received US patents.



Justin Karlin

Justin Karlin trained in Ophthalmology at the University of Virginia. He completed the David and Randi Fett Orbital and Ophthalmic Plastic Surgery ASOPRS Fellowship in 2020 at UCLA's Stein Eye and Doheny Eye Institutes under Drs. Shorr, Hoenig, Goldberg and Rootman. His research is focused on using artificial intelligence and deep learning to help orbital and oculoplastic surgery patients. He is also interested in developing novel methods of producing autologous serum tears and in studying the biomechanics of the tarsus.



Robert A. Goldberg

Dr. Robert A. Goldberg is the Chief of the Orbital and Ophthalmic Plastic Surgery division at UCLA Stein Eye Institute, where he directs a highly regarded ASOPRS fellowship, and is also very involved in medical student and resident education. Dr. Goldberg has been highly recognized and cited for his creative work in Oculofacial Surgery, with over 300 publications and book chapters and lectures widely nationally and internationally. He is a proud and enthusiastic member of ASOPRS and served as President in 2016.

Not pictured: Alen Le and Joseph Park



AWARDS

Wendell Hughes Lecture Award

The Wendell Hughes Lecture Award is given to an individual, selected by the ASOPRS Wendell Hughes Committee, who delivers the prestigious named lecture in honor of Dr. Hughes, ASOPRS Inaugural President. An annual tradition since 1970, the lecture is delivered at the joint ASOPRS-AAO Symposium during the American Academy of Ophthalmology meeting each Fall.

The recipient of this year's Wendell Hughes Lecture Award is Jeffrey A. Nerad.

The award will be presented to Dr. Nerad after delivery of the Wendell Hughes Lecture, *"Lessons Learned... 35 Years of Oculoplastic Practice"* on Sunday, November 14, 2021 at 10:37 am (Morial Convention Center, Room 243-245).



Jeffrey A. Nerad

Jeff was born in Chicago. His family moved to southern California where he went to high school and college (UCLA). Jeff attended medical school and residency at Saint Louis University. Following residency in 1983, he spent time at Moorfields Eye Hospital with John Wright, Richard Collin and Dick Welham before fellowship training with Richard Anderson and David Tse at the University of Iowa. After fellowship he joined the faculty at there and he held the Fred Fuerste Endowed Professorship of Ophthalmology and Otolaryngology until 2009.

Since that time Jeff has practiced at the Cincinnati Eye Institute and is a Professor of Ophthalmology at the University of Cincinnati. Jeff has published over 100 peer reviewed articles and written several textbooks, his most recent book, *Techniques in Ophthalmic Plastic Surgery*, a Personal Tutorial, was published just this year. His entire career has been dedicated to patient care and teaching. He has trained several hundred residents and more than 25 fellows.

Jeff served on the ASOPRS board and was president in 2010. Jeff was on the AAO board for 6 years serving as a Secretary of Education, with the main responsibility involving credentialing for all ophthalmology fields. He received the ASOPRS President Award and the Outstanding Contribution Award. He received the AAO Honor, Senior Honor and Lifetime Achievement awards as well. Jeff enjoys teaching at home and abroad where he has lectured or operated in over 40 countries.

Jeff is married to Jodi Sobotka. He has 2 daughters, (Kristen and Elizabeth) and 2 grandchildren (Campbell and Carson). Jeff is a cyclist. He collects art, with a focus on pre-colonial African sculpture and neolithic Chinese pottery and jade.



AWARDS

Orkan G. Stasior Leadership Award

Presented at 2021 ASOPRS Spring Scientific Symposium

This award is given to an individual who has demonstrated distinguished service in the field of ophthalmic plastic and reconstructive surgery through education, research, humanitarian activities and/or service to the Society. This award is presented in recognition of the leadership of ASOPRS charter member, Orkan G. Stasior.

The recipient of this year's Orkan G. Stasior Leadership Award is Elizabeth A. Bradley.



**Elizabeth A.
Bradley**

Elizabeth Bradley, MD, MHS is Associate Professor of Ophthalmology in the Mayo Clinic Department of Ophthalmology. She is program director for the ASOPRS-sponsored fellowship at Mayo Clinic. Dr. Bradley's research interests include health-related quality of life, patient satisfaction, and patient safety in oculoplastic surgery. In addition to her current role as Executive Secretary, Dr. Bradley has had the opportunity to serve ASOPRS by advising on quality metrics for government payors, working as methodologist on the AAO's Ophthalmic Technology Assessment Committee, and participating in multi-center research studies.

Dr. Bradley has had outstanding mentorship at every stage of her training. She is especially grateful for the mentorship, support, and friendship of Drs. George Bartley and Jim Garrity throughout her career at Mayo Clinic.

James A. Katowitz Pediatric Award

Presented at 2021 ASOPRS Spring Scientific Symposium

This award is given to an individual for longstanding contributions in pediatric oculofacial plastic surgery.

The recipient of this year's James A. Katowitz Pediatric Award is Antonio Augusto Velasco Cruz.



**Antonio Augusto
Velasco Cruz**

Antonio Augusto V. Cruz, graduated from the Fluminense School of Medicine in 1976. He obtained a PhD degree in 1985 from the University of São Paulo. In 1989 he was the recipient of a grant for post-doctoral training in the Department of Brain and Cognitive Sciences in the Massachusetts Institute of Technology, Cambridge, USA. During 2.5 years in the Boston area he observed the oculoplastic service at Massachusetts Eye and Ear Infirmary led by John Shore. Since 1992 when he returned to Brazil, he has been entirely devoted to eyelid and orbital clinical and research. In 1995 he became full Professor of Ophthalmology at the University of São Paulo. In 2012 he was hired for two years as Adjunct Professor at Johns Hopkins and Chief of Oculoplastics at the King Khaled Eye Specialist Hospital in Riyadh, Saudi Arabia. Back in Brazil he returned to the University of São Paulo. He has published 186 peer review articles and 33 book chapters.



AWARDS

Richard K. Dortzbach Teaching Award

Presented at 2021 ASOPRS Spring Scientific Symposium

This award is given to an individual with significant contribution to the field of oculoplastics through outstanding teaching, academic, scientific, and scholarly achievement and for dedication throughout his or her profession.

The recipient of this year's Richard K. Dortzbach Teaching Award is Robert C. Kersten.



Robert C. Kersten

Robert C. Kersten is chief of ophthalmic plastic and reconstructive surgery for UCSF ophthalmology. Dr. Kersten earned his medical degree at the University of Iowa Carver College of Medicine, where he also completed a residency in ophthalmology and a fellowship in ophthalmic plastic, orbital and reconstructive surgery. He was a professor of ophthalmology at the University of Cincinnati before joining UCSF in 2009.

Kersten is widely considered one of the preeminent international authorities on ophthalmic plastic and reconstructive surgery. He has authored more than 200 published pieces on the diagnosis and treatment of disorders and cosmetic problems in the eye area. He also served for several years as editor of the American Academy of Ophthalmology's textbook on surgery for the eyelids, orbits and tear-duct system.

Kersten has lectured internationally in more than 30 countries and speaks frequently in North America. He has been recognized by his peers as one of America's Best Doctors for more than 20 years, and he recently received the American Academy of Ophthalmology's prestigious lifetime achievement award.

Kersten takes an annual leave of absence from UCSF in order to perform surgeries and teach ophthalmologists in the developing world. He also enjoys skiing and cycling in his free time.



Restylane[®]
CONTOUR



Actual patient. Individual results may vary.



BEFORE



AFTER | 2.9 mL

For adults over 21. Actual patient. Treated with 2.9 mL of Restylane CONTOUR in the cheeks. Two weeks after treatment. Individual results may vary.

Be true to your CONTOUR

A NATURAL-LOOKING FILLER FOR **CHEEK ENHANCEMENT**

Restylane[®] CONTOUR is the only cheek filler with XpresHA[™] Technology to **restore your natural CONTOUR**, move with your expression, and refresh your look.^{1,2}



CONTOUR'ED results

Important Safety Information

Indication: Restylane[®] Contour is indicated for cheek augmentation and correction of midface contour deficiencies in patients over the age of 21.

Restylane Contour should not be used by people with severe allergies, particularly to microorganisms known as gram-positive bacteria, or by people with serious allergies to drugs that have previously required in-hospital treatment. This product should not be used by people with bleeding disorders and should not be injected anywhere except just under the skin. Restylane Contour should not be used in people with a known allergy to lidocaine, or by women who are pregnant or breastfeeding.

The most common adverse events after initial treatment include bruising, redness, swelling, pain, tenderness, and itching at the injection site. Use at the site of skin sores, pimples, rashes, hives, cysts, or infection should be postponed until healing is complete. In these instances, product use could delay healing or make skin problems worse. This product should not be injected into the blood vessels as it may cause vascular occlusion, infarction, or embolic phenomena. Use with caution in patients recently treated with anticoagulant or platelet inhibitors to avoid bleeding and bruising.

Restylane Contour is available only through a licensed practitioner. Complete Instructions for Use are available at www.RestylaneUSA.com.

References: 1. Philipp-Dormston WG, Schuster B, Podda M. Perceived naturalness of facial expression after hyaluronic acid filler injection in nasolabial folds and lower face. *J Cosmet Dermatol.* 2020;19:1600-1606. 2. Ohrlund A. Evaluation of rheometry amplitude sweep cross-over point as an index of flexibility for HA fillers. *JCDSA.* 2018;8:47-54.



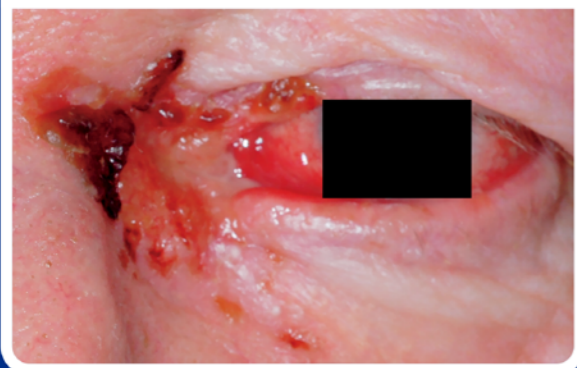
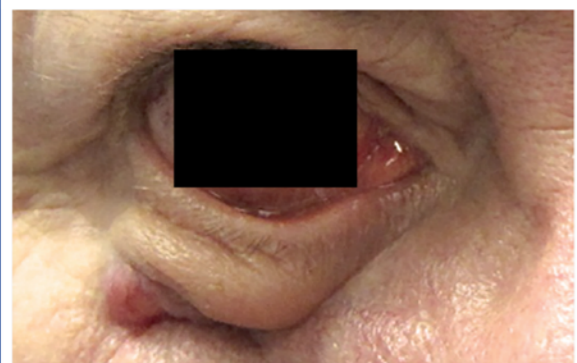
Get connected to
instant rewards at
AspireRewards.com



GALDERMA
EST. 1981

© 2021 Galderma Laboratories, L.P.
All trademarks are the property of their respective owners.
US-RES-2100394

There may be more
to advanced BCC
**THAN MEETS
THE EYE**



PLEASE JOIN GENENTECH

for a case-based program on the
treatment of advanced BCC

Presented by

Vikram Durairaj MD, and James Sligh MD, PHD



Date/Time

Friday, November 12th, 2021 12:00PM CDT

Location

Hyatt Regency New Orleans

601 Loyola Ave, New Orleans LA 70113

RSVP

at <https://genentechrsvp.com>

by entering code CM41640

EXHIBITORS

In Person Exhibits - Storyville

Thursday, November 11: 6:45 - 8 am, 9:32 - 10:02 am, 2:30 - 3 pm

Friday, November 12: 6:45 - 8 am, 9:45 - 10:15 am, 3:02 - 3:32 pm

Virtual Exhibits

Visit the virtual exhibits on the 2021 Fall Meeting website before, during and after the meeting.

Thank you to the following companies for their support.

[CLICK HERE TO VIEW THE VIRTUAL EXHIBITS](#)

Allergan Aesthetics

an AbbVie company

At Allergan Aesthetics, an AbbVie company, we develop, manufacture, and market a portfolio of leading aesthetics brands and products. Our aesthetics portfolio includes facial injectables, body contouring, plastics, skin care, and more. Learn more: www.AllerganAesthetics.com.

Benign Essential Blepharospasm Research Foundation

A non-profit medical research foundation dedicated to research, education, and support for blepharospasm, cranial dystonia, and hemifacial spasm.

Bio-Tissue

AmnioGuard® is the super-thick cryopreserved umbilical cord tissue graft that suppresses inflammation, promotes ocular surface healing, and provides more durable tensile strength to avoid ocular-surface surgical challenges related to oculoplastic reconstructions, conjunctival tumor excisions, glaucoma shunt tube exposure prevention, and many other ocular surface indications.



EXHIBITORS

[CLICK HERE TO VIEW THE VIRTUAL EXHIBITS](#)

Ellman, by Cynosure

Ellman by Cynosure, is committed to providing innovative products that serve the needs of our global customers. Ellman offers a full complement of advanced radiofrequency (RF) products, including the Pellevé® Wrinkle Reduction System, and the Surgitron® Surgical RF Systems. Our products are used around the world for precision surgical and aesthetic procedures in the Aesthetic, Surgical, Dental and Veterinary fields.

Elsevier

Elsevier is a world-leading provider of information solutions that enhance the performance of science, health, and technology professionals, empowering them to make better decisions, and deliver better care.

FCI Ophthalmics

FCI stands with ASOPRS, ready for the future of oculoplastic surgery. Even in uncertain times, FCI remains inspired, prepared, and committed to the development of effective devices that make a difference in your hands. FCI's specialized expertise and 35 years of strategic design, development, and manufacturing, manifests itself in a broad and growing portfolio of treatment solutions available worldwide. The global oculoplastic community relies on FCI products because they perform as expected and help optimize outcomes. This year again, we are thrilled to present you with two new advancements in oculoplastic surgery: LacriJet® and Ritleng®+.

Galderma Laboratories

Created in 1981, Galderma is now present in more than 100 countries with an extensive portfolio to treat a range of dermatological conditions. Partnering with healthcare practitioners to meet lifetime skin health needs, we are a leader in the research and development of scientifically-defined and medically-proven solutions for the skin.

Genentech

For more than 40 years, we've been following the science, seeking solutions to unmet medical needs. As a proud member of the Roche Group, we make medicines to treat patients with serious medical conditions.

Gunther Weiss Scientific Glassblowing Co., Inc.

Gunther Weiss Scientific has been providing solutions for surgeons since 1963. We have supplied the original Lester T. Jones Tear duct Tube since inception. Gunther Weiss Scientific wishes to thank ASOPRS and all the members for their support through the years.



EXHIBITORS

[CLICK HERE TO VIEW THE VIRTUAL EXHIBITS](#)

Hayden Medical

Hayden Medical offers high quality stainless steel & titanium surgical instruments. We also offer surgery chairs and beds, lighting, patient monitors and tables to outfit your O/R.

Horizon Therapeutics

Horizon is focused on researching, developing and commercializing medicines that address critical needs for people impacted by rare and rheumatic diseases. Our pipeline is purposeful: we apply scientific expertise and courage to bring clinically meaningful therapies to patients. We believe science and compassion must work together to transform lives.

Horizon Therapeutics Medical Affairs

Horizon is focused on researching, developing and commercializing medicines that address critical needs for people impacted by rare and rheumatic diseases. Our pipeline is purposeful: we apply scientific expertise and courage to bring clinically meaningful therapies to patients. We believe science and compassion must work together to transform lives.

Matrix Surgical USA

Matrix Surgical USA designs, manufactures and distributes OMNIPORE® porous high-density polyethylene implants for craniofacial reconstructive and aesthetic surgery. Manufactured in the USA, OmniPore Surgical Implants meet the highest standards for quality and reliability, and provide surgeons with an expanded range of options.

NexTech

Nextech's Ophthalmology-specific EHR, IntelleChartPRO, improves patient care, simplifies compliance and comes fully integrated with an intuitive, user-friendly Practice Management solution. Experience the freedom of adaptable templates and intuitive workflows that streamline operations, improve performance and help to grow your practice. Visit www.nextech.com to learn more.

OMIC

OMIC is the largest insurer of ophthalmologists in America and the only carrier dedicated specifically to the specialty. Owned and operated by ophthalmologists, OMIC's record of defending ophthalmic claims is unparalleled.



EXHIBITORS

[CLICK HERE TO VIEW THE VIRTUAL EXHIBITS](#)

Poriferous LLC

Su-Por Surgical Implants by Poriferous are long-term, implantable medical devices for the augmentation and restoration of the craniomaxillofacial area. Made from pure porous high-density polyethylene, the devices are available in sheets, blocks, spheres, and anatomical shapes. The unique nature of the device allows for the patient's own tissue to integrate, eliminating migration, reducing infection, and improving clinical performance.

Quality Medical Publishing, Inc.

New/Best Selling Products by QMP! Books: Techniques in Corneal Neurotization by Drs. Leyngold, Kossler, & Yen; Videos: Prominent Eye Surgery by Raymond Douglas MD, Aesthetic Eyelid Surgery by Guy Massry MD, Asian Aesthetic Eyelid Surgery by Charles Lee MD; Facial Rejuvenation With Injectables by Jamil Asaria MD. Great ASOPRS Meeting Discounts!

Soleo Health

Soleo Health is an innovative national provider of complex specialty pharmacy and infusion services administered in the home or at alternate sites of care. Soleo Health's interdisciplinary team, comprised of experienced clinical pharmacists and registered nurses, utilizes a consistent patient management process, which leads to quantifiable clinical and economic value while improving the patient experience.

Sonique

Mr. Alan Ellman (CEO) has been an innovator in Radiofrequency surgical technology for over 4 decades. His passion for creating superior RF technology for the betterment of patient outcomes dates back to his father, Dr. Irving Ellman, who created the very first 4.0 MHz device for his own dental practice. Dr. Ellman along with his wife Shirley Ellman started the original Ellman International company in 1959. Over the next several decade's Alan provided RF technology to worldwide specialties including Dentistry and Oral Surgery, Dermatology, Plastic Surgery, ENT, Ophthalmology, Gynecology, and Veterinary. Most recently, Mr. Ellman turned his focus onto helping patients with his technology in Neurosurgery, Spine, and Orthopedics. Sonique represents Alan Ellman's return to office and hospital-based surgical specialties with new technology. These high powered generators provide our surgical specialists with the most efficient, dependable, and highest quality RF surgical generators available along with the customer service that you've always expected from the Ellman family name.

Sontec Instruments

Sontec Instruments, Inc. is a family-owned & operated medical company, providing personalized service featuring the finest in surgical instrumentation for over half a century. Our surgical instruments encompass the entire human anatomy. Owner of Sontec Instruments, Dennis Russell Scanlan III, and his sons, Johann, Stefan, and Angus Scanlan bring with them a lifetime of experience creating the highest quality products made by the world's leading manufacturing facilities featuring, cutting edge robotic technology, handmade workmanship combined with an understanding how to make exactly what our valued customers have come to expect. Your Medical & Surgical Instrument Source.



NARRATED PRESENTATIONS

Narrated Presentations are available online before, during, and after the meeting. No CME is provided for viewing of narrated presentations.

AESTHETIC

Management and Outcome of Congenital Anophthalmos and Severe Microphthalmos

Marem Chionkhumi Christy¹, Raju Kumar², Raksha Rao³, Santosh Honavar¹

¹Oculoplasty and Ocular Oncology, Centre for Sight, Hyderabad, India, ²Ocular Prosthesis, Centre for Sight, Hyderabad, India, ³Oculoplasty and Ocular Oncology, Narayana Nethralaya, Bangalore, India

EYELID DISORDERS

Nocturnal Observations and the Etiology of Floppy Eyelid Syndrome

James Merritt, Helen Merritt

Oculoplastic Associates of Texas, Dallas, Texas, United States

Reliability of Ptosis Diagnosis on Assessment Via Video Consultation

Ofira Zloto, Silvia A Rodrigues, Victor Paiusco, Fabiola Murta

London, United Kingdom

Upper Eyelid Elevation in Acquired Ptosis with Once Daily Oxymetazoline 0.1% Administration in Patient Subgroups defined by Severity of Baseline Visual Field Deficit

Charles Slonim¹, Jason Bacharach², Mark Jaros³, David Wirta⁴

¹Ophthalmology, University of South Florida Morsani College of Medicine, Tampa, Florida, United States, ²North Bay Eye Associates, Petaluma, California, United States, ³Summit Analytical, Denver, Colorado, United States, ⁴Aesthetic Eye Care Institute & Eye Research Foundation, Newport Beach, California, United States

LACRIMAL

Intralesional Rituximab Treatment for IgG4-Related Dacryoadenitis

Charlotte L. Marous¹, Roman Shinder²

¹Ophthalmology, SUNY Downstate Medical Center, Brooklyn, New York, United States, ²Ophthalmology, Otolaryngology, SUNY Downstate Medical Center, Brooklyn, New York, United States



NARRATED PRESENTATIONS

LACRIMAL (CONT.)

Peripunctal Mass Lesions: Clinicopathological Analysis and Outcomes – A Multicentric Series

Akshay Gopinathan Nair^{1,2}, Bipasha Mukherjee³, Saurabh Kamal⁴, Swati Singh⁵, Md. Shahid Alam⁶, Kirthi Koka³, Sonam Poonam Nisar³, Indumati Gopinathan⁷
¹Ophthalmic Plastic Surgery & Ocular Oncology Services, Advanced Eye Hospital & Institute, Mumbai, India, ²Ophthalmic Plastic Surgery & Ocular Oncology Services, Aditya Jyot Eye Hospital, Mumbai, India, ³Department of Orbit, Oculoplasty, Reconstructive & Aesthetic Services, Sankara Nethralaya, Chennai, India, ⁴EyeHub Vision Centre, Faridabad, India, ⁵L V Prasad Eye Institute, Hyderabad, India, ⁶Department of Orbit, Oculoplasty, Reconstructive & Aesthetic Services, Aditya Birla Sankara Nethralaya, Kolkata, India, ⁷Clinical Pathology, ClinicoPath Labs, Mumbai, India

ONCOLOGY

Hiding in Plain Sight: Periocular Sebaceous Cell Carcinoma Masquerading as Lash Misdirection

Liane Dallalzadeh¹, Michelle Ting¹, Catherine Liu¹, Cole Ferguson², Don Kikkawa^{1,3}, Bobby Korn^{1,3}
¹Division of Oculofacial Plastic and Reconstructive Surgery, Shiley Eye Institute, UC San Diego, La Jolla, California, United States, ²Division of Neuropathology, UC San Diego, La Jolla, California, United States, ³Division of Plastic and Reconstructive Surgery, UC San Diego, La Jolla, California, United States

Orbital Liposarcoma: A Surveillance, Epidemiology and End Results (SEER) Database Study

Teresa Chen¹, Kelsey Roelofs², Angela Oh¹, Kendall Goodyear¹, Samuel Baugh³, Mahtash Esfandiari³, Daniel Rootman¹
¹Division of Orbital and Ophthalmic Plastic Surgery, Jules Stein Eye Institute, University of California, Los Angeles, California, United States, ²UCLA Jules Stein Eye Institute, Division of Oculoplastic Surgery, Los Angeles, California, United States, ³Department of Statistics, University of California, Los Angeles, Los Angeles, California, United States

Orbital Solitary Fibrous Tumor – Clinical Manifestations, Management and Outcome

Rolika Bansal¹, Kaustubh Mulay², Vijay Anand Reddy^{3,4}, Santosh G Honavar⁵
¹Oculoplasty and Ocular Oncology, Centre For Sight, Hyderabad, Hyderabad, India, ²Pathology, Centre For Sight, Hyderabad, Hyderabad, India, ³Oncology, Centre For Sight, Hyderabad, Hyderabad, India, ⁴Oncology, Apollo Hospitals, Hyderabad, Hyderabad, Other, ⁵Oculoplasty and Ocular Oncology, Centre For Sight, Hyderabad, Hyderabad, India

ORBITAL DISEASE

Adult Xanthogranulomatous Disease – A Misdiagnosed Rarity

Marem Chionkhumi Christy¹, Kaustubh Mulay², Santosh G Honavar¹
¹Oculoplasty and Ocular Oncology, Centre for Sight, Hyderabad, India, ²Ocular Pathology, Centre for Sight, Hyderabad, India



NARRATED PRESENTATIONS

ORBITAL DISEASE (CONT.)

Effect of Orbital Decompression on the Upper Eyelid Contour in Graves Orbitopathy

Stefania Diniz¹, Daniel Rootman¹, Robert Goldberg¹, Bruna Equiterio², Denny Garcia², Alicia Galindo-Ferreiro³, Marco Sales-Sanz⁴, Victoria Marqués-Fernandez⁵, Antonio Augusto Cruz⁶

¹Division of Orbital and Ophthalmic Plastic Surgery, UCLA, Los Angeles, California, United States, ²School of Medicine of Ribeirão Preto, University of Sao Paulo, Ribeirao Preto, Brazil, ³Hospital Universitario Rio Hortega, Valladolid, Spain, ⁴Hospital Universitario Ramon y Cajal, Madrid, Spain, ⁵Hospital Universitario Rio Hortega, Valladolid, Spain, ⁶School of Medicine or Ribeirao Preto, University of Sao Paulo (USP), Ribeirao Preto, Brazil

Innovative Curriculum to Train Novices on Lateral Canthotomy and Cantholysis

Jason Lewis¹, Harkaran Rana¹, Boonkit Purt¹, Theepica Jeyarajah², Joseph Lopreiato³, Eva Chou¹

¹Ophthalmology, Walter Reed National Military Medical Center, Bethesda, Maryland, United States, ²Henry Jackson Foundation, Bethesda, Maryland, United States, ³Val G. Hemming Simulation Center, Uniform Services University, Bethesda, Maryland, United States

Microbial Patterns in Orbital Cellulitis

Yvette Schein¹, Lisa Lin^{2,3}, Gil Binenbaum², Yinxi Yu⁴, Gui-Shuang Ying⁴, Karen Revere²

¹Ophthalmology, Perelman School of Medicine at the University of Pennsylvania, Philadelphia, Pennsylvania, United States, ²Department of Ophthalmology, Children's Hospital of Philadelphia, Philadelphia, Pennsylvania, United States, ³Department of Ophthalmology, Massachusetts Eye and Ear Infirmary, Boston, Massachusetts, United States, ⁴Department of Ophthalmology, Perelman School of Medicine at the University of Pennsylvania, Philadelphia, Pennsylvania, United States

Radiologic Predictors of Response to Teprotumumab

Kelsey Roelofs¹, Kendall Goodyear², Persiana Saffari³, Jason Naderi⁴, Elana Meer⁵, Justin Karlin², Stefania Diniz², Daniel Rootman⁶

¹UCLA Jules Stein Eye Institute, Division of Oculoplastic Surgery, Los Angeles, California, United States, ²Division of Orbital and Ophthalmic Plastic Surgery, Jules Stein Eye Institute, University of California, Los Angeles, California, United States, ³David Geffen School of Medicine, University of California, Los Angeles, California, United States, ⁴Rosalind Franklin University of Medicine and Science, Chicago, Illinois, United States, ⁵Perelman School of Medicine at the University of Pennsylvania, Philadelphia, Pennsylvania, United States, ⁶Division of Orbital and Ophthalmic Plastic Surgery, Jules Stein Eye Institute, University of California, Los Angeles, California, United States

Reduction in Extraocular Muscle Cross-Sectional Area following Teprotumumab Treatment

Edith R. Reshef¹, Carolina A. Chiou¹, Katherine L. Reinshagen², Suzanne K. Freitag¹

¹Department of Ophthalmology, Massachusetts Eye and Ear, Boston, Massachusetts, United States, ²Department of Radiology, Massachusetts Eye and Ear, Boston, Massachusetts, United States



NARRATED PRESENTATIONS

ORBITAL DISEASE (CONT.)

Rhino-Orbital Mucormycosis Following COVID-19 in Previously Non-Diabetic, Immunocompetent Patients

Akshay Gopinathan Nair^{1,2}, Renuka Bradoo³, Namrata Adulkar⁴, Maneesh Bapaye⁵, Abhishek Kothari⁶, Chhaya Shinde²

¹Ophthalmic Plastic Surgery & Ocular Oncology Services, Advanced Eye Hospital & Institute, Mumbai, India, ²Ophthalmology, Lokmanya Tilak Municipal Medical College & General Hospital, Mumbai, India, ³Department of Otorhinolaryngology, Lokmanya Tilak Municipal Medical College & General Hospital, Mumbai, India, ⁴Ophthalmology, Dr. D. Y. Patil Medical College, Hospital & Research Centre, Pune, India, ⁵Bapaye Eye Hospital, Nashik, India, ⁶Pink City Retina and Eye Centre, Jaipur, India

Teprotumumab-Related Adverse Events in Thyroid Eye Disease

Linus Amarikwa¹, Connie Martin Sears², Kevin Clauss³, Shoaib Ugradar⁴, Madhura Tamhankar⁵, Cesar Briceno⁵, Kimberly Cockerham⁶, Sara Wester³, Raymond Douglas⁶, Andrea Kossler²

¹Ophthalmology, Stanford University School of Medicine, Palo Alto, California, United States, ²Ophthalmology, Byers Eye Institute, Palo Alto, California, United States, ³Ophthalmology, Bascom Palmer Eye Institute, Miami, Florida, United States, ⁴Ophthalmology, University of California Los Angeles School of Medicine, Los Angeles, California, United States, ⁵Ophthalmology, Scheie Eye Institute, Philadelphia, Pennsylvania, United States, ⁶Stockton, California, United States

Transcutaneous Retrobulbar Amphotericin-B (TRAMB) Injections for the Management of Post- SARS-CoV-2 Rhino-Orbital-Cerebral Mucormycosis (ROCM)

Pallavi Singh^{1,2}, Sonal Anchlia³, Daniel Rootman⁴

¹Division of Orbital and Ophthalmic Plastic Surgery, Jules Stein Eye Institute, UCLA, Los Angeles, California, United States, ²Oculoplastics, Government Dental College and Hospital, Ahmedabad, India, ³Oral & Maxillofacial Surgery, Government Dental College and Hospital, Ahmedabad, India, ⁴Division of Orbital and Ophthalmic Plastic Surgery, Jules Stein Eye Institute, UCLA, Los Angeles, United States



SURGICAL VIDEOS

Surgical Videos are available online before, during, and after the meeting. No CME is provided for viewing of surgical videos.

AESTHETIC

Good Anaesthetic for Good Aesthetic: Blocks in Oculoplasty

Marem Chionkhumi Christy¹, T Siva², Santosh G Honavar¹

¹Oculoplasty and Ocular Oncology, Centre for Sight, Hyderabad, India, ²Clinical Photography, Centre for Sight, Hyderabad, India

Pigmented Lesions of the Conjunctiva: The Sheep and the Wolf

Marem Chionkhumi Christy¹, T Siva², Kaustubh Mulla³, Santosh G Honavar¹

¹Oculoplasty and Ocular Oncology, Centre for Sight, Hyderabad, India, ²Clinical Photography, Centre for Sight, Hyderabad, India, ³Ocular Pathology, Centre for Sight, Hyderabad, India

Turning the Corner: A Novel Surgical Approach to Prevent Lateral Canthal Webbing in Lower Blepharoplasty Combined with Lateral Tarsal Strip

Zachary Keenum¹, Brandon Clair², Phillip Tenzel¹, Ronald Mancini¹

¹Oculoplastic Surgery, UT Southwestern, Dallas, Texas, United States, ²Oculoplastic Surgery, The Eye Institute of West Florida, Largo, Florida, United States

EYELID DISORDERS

Modification of the Single Suture Mueller Muscle Conjunctival Resection with Improved Hemostasis

Aliza Epstein¹, Donovan Reed¹, Vikram Durairaj^{1,2}

¹TOC Eye and Face, Austin, Texas, United States, ²Ophthalmology, The University of Texas at Austin Dell Medical School, Austin, Texas, United States

Palpebare Leviosa: Jones Procedure Revisited

Mrittika Sen, Santosh Honavar, Shivashankar T

Ophthalmic and Facial Plastic Surgery and Ocular Oncology, Centre for Sight Eye Hospital, Hyderabad, India

Video Based Kinematic Analysis for Objective Assessment of Suturing Performance

Caroline Yu¹, Chau Pham¹, Anthony Chung², Erin Shriver¹

¹Department of Ophthalmology and Visual Sciences, University of Iowa, Iowa City, Iowa, United States, ²University Hospitals Eye Institute, University Hospitals Cleveland Medical Center, Cleveland, Ohio, United States



SURGICAL VIDEOS

LACRIMAL

Endoscopic Dacryocystorhinostomy Performed under Local Anesthesia without IV Sedation in Patients with Primary Acquired Nasolacrimal Duct Obstruction

Guy Jonathan Ben Simon¹, Arkadi Yakirevich²

¹Ophthalmology, Sheba Medical Center, Ramat Gan, Israel, ²ENT, Sheba Medical Center, Ramat Gan, Israel

Simulating Endoscopic Dacryocystorhinostomy in Ophthalmology Trainees Using a 3D Printed Model: A Pilot Study

Phillip Tenzel, Isabella Herrera, Ronald Mancini

Ophthalmology, UT Southwestern Medical Center, Dallas, Texas, United States

M&M/TOUGH CASES

Eyelid Nocardiosis after Lower Blepharoplasty

Donovan Reed¹, Nisha Gupta², Aliza Epstein¹, Marie Somogyi¹, Angelina Detmers¹, Tanuj Nakra¹

¹TOC Eye & Face, Austin, Texas, United States, ²Charlottesville, Virginia, United States

ONCOLOGY

A Minimally Invasive Endoscopic Transnasal and Trans-Orbital Approach to Sinonasal Tumor Resection

Kendall Goodyear¹, Kelsey A. Roelofs², Brooke M. Su-Velez³, Liza M Cohen², Kumkum Vadehra⁴, Daniel M. Beswick³, Daniel B. Rootman⁵

¹Division of Orbital and Ophthalmic Plastic Surgery, Jules Stein Eye Institute, University of California Los Angeles, Los Angeles, California, United States, ²Division of Orbital and Ophthalmic Plastic Surgery, Jules Stein Eye Institute, University of California Los Angeles, Los Angeles, California, United States, ³Department of Head and Neck Surgery, University of California, Los Angeles, Los Angeles, California, United States, ⁴Department of Pathology, Harbor-UCLA Medical Center, Torrance, California, United States, ⁵Division of Orbital and Ophthalmic Plastic Surgery, Jules Stein Eye Institute, University of California Los Angeles, Los Angeles, California, United States

Interpretation of MRI - The Eye Sees What the Mind Knows

Rolika Bansal¹, Ravi Varma², Siva Shankar³, Santosh G Honavar⁴

¹Oculoplasty and Ocular Oncology, Centre For Sight, Hyderabad, Hyderabad, India, ²Neuro-radiology, Citi Neuro Centre, Hyderabad, India, ³Photography, Centre For Sight, Hyderabad, Hyderabad, India, ⁴Oculoplasty and Ocular Oncology, Centre For Sight, Hyderabad, Hyderabad, India



SURGICAL VIDEOS

ORBITAL DISEASE

A Novel Device to Quantify Resistance to Ocular Retropulsion

Henry Bair¹, Tracy Lu², Benjamin Erickson²

¹Stanford University School of Medicine, Stanford, California, United States, ²Byers Eye Institute, Stanford University, Palo Alto, California, United States

Optic Nerve Sheath Fenestration Simulation: A Cadaveric Proof of Concept

Steve Lee¹, Henry Bair², Tracy Lu³, Katie Topping¹, Benjamin Erickson³

¹Ophthalmology, Naval Medical Center San Diego, San Diego, California, United States, ²Stanford University School of Medicine, Palo Alto, California, United States, ³Ophthalmology, Stanford University, Palo Alto, California, United States

The Orbital Guarding Reflex (OGR): An Indication for Early Orbital Fracture Repair

Daniel Ozzello¹, Michelle Ting¹, Jin-Sook Yoon¹, Liane Dallalzadeh¹, Catherine Liu², Bobby Korn¹, Don Kikkawa¹

¹Department of Ophthalmology, University of California, San Diego, San Diego, California, United States, ²University of California, San Diego, San Diego, California, United States

Virtual Reality and Simulation in Oculoplastic Surgery Training

Sudarshan Srivatsan, Sruti Akella, Pete Setabutr

Department of Ophthalmology and Visual Sciences, University of Illinois-Chicago, Chicago, Illinois, United States

PRACTICE MANAGEMENT

Impact of the COVID-19 Pandemic on American Society of Ophthalmic Plastic and Reconstructive Surgery (ASOPRS) Fellow Case Volume

Meleha Ahmad, Adrianna Jensen, Nicholas Mahoney, Fatemeh Rajaii

Department of Ophthalmology, Johns Hopkins University, Baltimore, Maryland, United States



POSTERS

Posters are available online before, during, and after the meeting. No CME is provided for viewing of posters.

AESTHETIC

Cosmetic Neurotoxin and Facial Filler Injection Training: A Blueprint for ASOPRS Fellowship Programs

Stephen Dryden, Matthew Wilson, Brian Fowler, James Fleming

Ophthalmology, University of Tennessee Health Science Center, Hamilton Eye Institute, Memphis, Tennessee, United States

Cosmetic Outcomes of Bilateral Lower Blepharoplasty in Patients with History of Facial Trauma: A Case Series

Isabella Herrera, Philip Tenzel, Ronald Mancini

Ophthalmology, UT Southwestern Medical Center, Dallas, Texas, United States

Creating Almond Shaped Eyes In the Asian Indian Population – A Unique, Easily Reproducible, Surgical Technique

Debraj Shome¹, Monika Surana²

¹Department of Facial Plastic Surgery & Facial Cosmetic Surgery & Director, The Esthetic Clinics, India, The Esthetic Clinics, India, Mumbai, India, ²Fellow in Facial Plastic Surgery & Facial Cosmetic Surgery, The Esthetic Clinics, India, Mumbai, India

Demographic Variations in Eyelid Skin Epidermis and Dermis Thickness and Associations with Postoperative Edema: A Histological Analysis

Christine Bokman¹, Roy Yu², Preeya Mehta³, Sarah Guo³, Joy Li³, Alice Shen¹, Alex Wong², Jessica Chang¹, Young-Kwon Hong², Sandy Zhang-Nunes⁴

¹Oculoplastic and Reconstructive Surgery, USC Roski Eye Institute, Los Angeles, California, United States, ²Division of Plastic and Reconstructive Surgery, Keck School of Medicine of University of Southern California, Los Angeles, California, United States, ³Department of Ophthalmology, Keck School of Medicine of University of Southern California, Los Angeles, California, United States, ⁴Oculoplastic and Reconstructive Surgery, USC Roski Eye Institute, Los Angeles, California, United States

Evaluation of an Updated 6 MHz Radiofrequency Skin Tightening Platform on the Eyelids, Face and Upper Neck

Brian Biesman¹, Amanda Spear²

¹Brian S. Biesman, MD, Nashville, Tennessee, United States, ²Nashville, Tennessee, United States

Multiple Cases of Facial Disfigurement from Filler Use and One Injector

Michael Burnstine^{1,2}

¹Ophthalmology, Eyestetica, Los Angeles, California, United States, ²Ophthalmology, USC Roski Eye Institute, Los Angeles, California, United States



POSTERS

AESTHETIC (CONT.)

Platelet-Rich Plasma (PRP) With Microneedling for Periocular Hyperpigmentation

Kareen Shebaclo¹, Milap Mehta^{2,3}

¹Dept of Ophthalmology, Georgetown University/ Washington Hospital Center, Washington DC, District of Columbia, United States, ²Private Practice, Northbrook, Illinois, United States, ³Northwestern University, Chicago, Illinois, United States

Surgical Factors Associated with Clinically Significant Eyelid Edema in Patients Following Upper Eyelid Surgery

Sandy Zhang-Nunes¹, Sarah Guo², Joy Li², Preeya Mehta², Christine Bokman^{1,3}, Anita Yau⁴, Jessica Chang¹, Roy Yu⁵, Alice Shen¹

¹USC Roski Eye Institute, USC Keck School of Medicine, Los Angeles, California, United States, ²USC Keck School of Medicine, Los Angeles, California, United States, ³Eyesthetica, Los Angeles, California, United States, ⁴Biostatistics, Clinical and Translational Institute of USC, USC Keck School of Medicine, Los Angeles, California, United States, ⁵USC Keck School of Medicine, Los Angeles, California, United States

What's in a Pinch: A Closer Look at Lower Eyelid Pinch Blepharoplasty

Kelsey Roelofs¹, Teresa Soriano², Chandra Smart³, Liza Cohen⁴, Stefania Diniz⁴, Teresa Chen⁴, Kendall Goodyear⁴, Robert Goldberg⁵, Daniel Rootman⁴

¹UCLA Jules Stein Eye Institute, Division of Oculoplastic Surgery, Los Angeles, California, United States, ²Department of Dermatology, University of California, Los Angeles, California, United States, ³Department of Pathology, University of California, Los Angeles, California, United States, ⁴Division of Orbital and Ophthalmic Plastic Surgery, Jules Stein Eye Institute, University of California, Los Angeles, California, United States, ⁵Division of Orbital and Ophthalmic Plastic Surgery, Jules Stein Eye Institute, University of California, Los Angeles, California, United States

EYELID DISORDERS

A Case Series of Facial Palsy Following Administration of COVID-19 Vaccine

Katherine M. Lucarelli¹, Sruti S. Akella², Tiffany Ho³, Davin Ashraf⁴, Pete Setabutr¹

¹Ophthalmology and Visual Sciences, University of Illinois at Chicago, Chicago, Illinois, United States, ²Ophthalmology and Visual Sciences, University of Illinois at Chicago, Chicago, Illinois, United States, ³Ophthalmology and Visual Sciences, Washington University School of Medicine in St. Louis, St. Louis, Missouri, United States, ⁴Ophthalmology, University of California, San Francisco, San Francisco, California, United States

A Modified Suture-Suspended Brow Lift

Marielle Mahan¹, Milap Mehta², Marianna Derdzakyan³, Narieman Nik¹

¹Department of Ophthalmology, MedStar Georgetown University/Washington Hospital Center, Washington, District of Columbia, United States, ²Private Practice, Chicago, Illinois, United States, ³Silver Spring, Maryland, United States



POSTERS

EYELID DISORDERS (CONT.)

A Systematic Review of the Use of Tranexamic Acid to Reduce Bleeding, Edema, Or Ecchymosis from Facial Plastic Surgeries

Dylann Fujimoto¹, Sanja Cypen², Jeremiah Tao²

¹University of California, Irvine, School of Medicine, Irvine, California, United States, ²Gavin Herbert Eye Institute, University of California, Irvine, Irvine, California, United States

Analysis of Surgeon Gender of Upper Blepharoplasty Performed in the United States

Donovan Reed¹, Nitya Rao², Aliza Epstein¹, Tanuj Nakra¹, Vikram Durairaj¹, Sean Blaydon¹, Emily Bratton³, Marie Somogyi⁴

¹TOC Eye & Face, Austin, Texas, United States, ²University of Texas Dell Medical School, Austin, Texas, United States, ³Austin, Texas, United States, ⁴Oculoplastics, TOC Eye & Face, Austin, Texas, United States

Chalazion Excision via 11-Blade Dissection Technique: 10 Year Experience of 2647 Chalazia

Charlotte L. Marous¹, Roman Shinder²

¹Ophthalmology, SUNY Downstate Medical Center, Brooklyn, New York, United States, ²Ophthalmology, Otolaryngology, SUNY Downstate Medical Center, Brooklyn, New York, United States

Comparative Methods of Lower Eyelid Margin Reconstruction

Philip Custer, Robi Maamari, Tiffany Ho, Steven Couch

John F Hardesty, MD, Department of Ophthalmology and Visual Sciences, Washington University in St Louis, St Louis, Missouri, United States

Effect of Antibiotics Use, Sling Material, and Closure Technique on Frontalis Sling Surgical Outcomes

Nicole Topilow¹, Naomi Gutkind¹, Shanlee Stevens¹, Ying Chen², Thomas Johnson²

¹Ophthalmology, Bascom Palmer Eye Institute, University of Miami-Miller School of Medicine, Miami, Florida, United States, ²Ophthalmic Plastic and Reconstructive Surgery, Bascom Palmer Eye Institute, University of Miami-Miller School of Medicine, Miami, Florida, United States

Effectiveness of Intraoperative Lagophthalmos Formula in Levator Resection for Congenital Ptosis

Ye Eun Han, Gye Jung Kim, Ho-Seok Sa

Seoul, Korea, Republic of

Evaluation of Dermoscopy As a Tool in Oculofacial Plastic Surgery

Donovan Reed¹, Aliza Epstein¹, Marie Somogyi¹, Emily Bratton¹, Vikram Durairaj¹, Sean Blaydon¹, Angelina Detmers¹, Tanuj Nakra²

¹TOC Eye & Face, Austin, Texas, United States, ²Oculoplastics, TOC Eye & Face, Austin, Texas, United States



POSTERS

EYELID DISORDERS (CONT.)

Hemorrhage following Muller's Muscle Conjunctival Resection: Description and Case-Control Study

Liza Cohen¹, JooYeon Jung², Daniel Rootman³

¹Division of Orbital and Ophthalmic Plastic Surgery, Stein and Doheny Eye Institutes, University of California, Los Angeles, Los Angeles, California, United States,

²David Geffen School of Medicine, University of California, Los Angeles, Los Angeles, California, United States, ³Division of Orbital and Ophthalmic Plastic Surgery, Stein and Doheny Eye Institutes, University of California, Los Angeles, Los Angeles, California, United States

Klebsiella Pneumoniae Mucopurulent Follicular Conjunctivitis and Tarsal Cysts associated with COVID-19 Infection

Cat N Burkat

University of Wisconsin-Madison, Oculoplastics, Orbital, & Cosmetic Facial Surgery; Department of Ophthalmology & Visual Sciences, Madison, Wisconsin, United States

Mechanical Lower Eyelid Entropion Due to Large Conjunctival Cyst

Andrew Mueller, Craig Czyz, Kenneth Cahill, Jill Foster, Daniel Straka, Cameron Nabavi

Ophthalmic Surgeons & Consultants of Ohio, Columbus, Ohio, United States

Müller's Muscle-Conjunctival Resection in Phenylephrine Negative Patients

Stefania Diniz¹, Alexandra Manta², Jaffer Kattan², Daniel Rootman³

¹Orbital and Ophthalmic Plastic Surgery, UCLA, Brasilia, Brazil, ²Bucharest, Romania, ³Orbital and Ophthalmic Plastic Surgery, UCLA, Los Angeles, California, United States

Multifocal Sebaceous Carcinoma of the Eyelid: A Case Report and Review of Multifocal Disease

Maja Magazin¹, Caroline Halbach², Lauren Dalvin², Andrea Tooley²

¹Ophthalmology, Medical College of Georgia at Augusta University, North Augusta, South Carolina, United States, ²Ophthalmology, Mayo Clinic, Rochester, Minnesota, United States

Observations on the Anophthalmic Eyebrow

Philip Custer, Robi Maamari, Julia Huecker, Mae Gordon

John F. Hardesty, MD, Department of Ophthalmology and Visual Sciences, Washington University in St Louis, St Louis, Missouri, United States

Outcomes of Cutaneous Mucinous Carcinoma of the Face and Scalp treated with Mohs Micrographic Surgery

Sana Bautista^{1,2}, Carolyn Stull³, Diana Kim⁴, Elana Meer⁵, Cesar Briceno⁴, Jeremy Etzkorn⁶, Christopher Miller⁵

¹The Children's Hospital of Philadelphia, Philadelphia, Pennsylvania, United States, ²University of Pennsylvania Health System/Scheie Eye Institute Program, Philadelphia, Pennsylvania, United States, ³Division of Dermatology, Rush University, Chicago, Illinois, United States, ⁴Department of Ophthalmology, University of Pennsylvania, Philadelphia, Pennsylvania, United States, ⁵University of Pennsylvania, Philadelphia, Pennsylvania, United States, ⁶Department of Dermatology, University of Pennsylvania, Philadelphia, Pennsylvania, United States



POSTERS

EYELID DISORDERS (CONT.)

Repair of Cicatricial Lagophthalmos using Wedge Resection and Full-Thickness Skin Graft

Megan Silas¹, Jackson Moran², Asim Farooq³, Hassan Shah³

¹Chicago, Illinois, United States, ²University of Chicago Pritzker School of Medicine, Chicago, Illinois, United States, ³Department of Ophthalmology and Visual Science, University of Chicago Medical Center, Chicago, Illinois, United States

Retrospective Study of Association Between Hyper-Estrogenic States and Diagnosis of Chalazia, Dry Eye Syndrome, and Meibomian Gland Dysfunction

Tianyu Liu¹, Gui-shuang Ying¹, Sonul Mehta²

¹Ophthalmology, Scheie Eye Institute, Hospital of the University of Pennsylvania, Philadelphia, Pennsylvania, United States, ²Department of Ophthalmology, Scheie Eye Institute, Hospital of the University of Pennsylvania, Philadelphia, Pennsylvania, United States

Revision Ptosis Surgery for Under-Correction after Müller Muscle Conjunctival Resection

Justin Karlin¹, Blake Katsev¹, Noa Kapelushnik², Guy Ben Simon², Daniel Rootman¹

¹Orbital and Ophthalmic Plastic Surgery, UCLA, Los Angeles, California, United States, ²Goldschleger Eye Institute, Tel Ha Shomer Sheba Hospital, Tel Aviv, Israel

Silicone Granulomas of the Eyelids – A Case Series Illustrating a Distant Migratory Phenomenon

Vamsee Neerukonda¹, Daniel R. Lefebvre^{2,3}, Anna M. Stagner⁴

¹David G. Cogan Laboratory of Ophthalmic Pathology / Dept. of Ophthalmology, Massachusetts Eye and Ear / Harvard Medical School, Boston, Massachusetts, United States, ²Ophthalmology, Massachusetts Eye and Ear / Harvard Medical School, Boston, Massachusetts, United States, ³Surgical Service / Ophthalmology, Boston Veterans Affairs Healthcare System, Boston, Massachusetts, United States, ⁴David G. Cogan Laboratory of Ophthalmic Pathology / Dept. of Ophthalmology, Massachusetts Eye and Ear / Harvard Medical School, Boston, Massachusetts, United States

Surgical Options for Repair of Eyelid Anomalies in Freeman-Sheldon Syndrome

Kevin Heinze, Sruti Akella, Pete Setabutr

Ophthalmology, University of Illinois Chicago, Chicago, Illinois, United States

Tarsal Ectropion Repair with Modified Bick Lid Tightening and Inverting Sutures

Diane Wang¹, Roman Shinder²

¹Ophthalmology, SUNY Downstate Medical Center, Brooklyn, New York, United States, ²Ophthalmology, Otolaryngology, SUNY Downstate Medical Center, Brooklyn, New York, United States

The “CS10” Rule: Surgical Planning for Asian Blepharoplasty

H. Joon Kim

Department of Ophthalmology, Emory Eye Center, Atlanta, Georgia, United States



POSTERS

EYELID DISORDERS (CONT.)

The Outcomes of Lid Malposition Surgeries in One Tertiary Centre

Ofira Zloto¹, Silvia A Rodrigues², Fabiola Murta¹

¹Adnexal Service, Moorfields Eye Hospital, London, United Kingdom, ²Belo Horizonte, Brazil

Upper Blepharoplasty performed in the United States Stratified by Subspecialty

Donovan Reed¹, Nitya Rao², Aliza Epstein¹, Tanuj Nakra¹, Vikram Durairaj¹, Sean Blaydon¹, Emily Bratton³, Marie Somogyi⁴

¹TOC Eye & Face, Austin, Texas, United States, ²University of Texas, Dell Medical School, Austin, Texas, United States, ³Austin, Texas, United States, ⁴Oculoplastics, TOC Eye & Face, Austin, Texas, United States

LACRIMAL

Dacryocutaneous Alternaria Infection in an Immunosuppressed Host: A Case Report

Suzanne van Landingham¹, Katherine Dalzotto¹, Mark Duffy^{2,3}, Jaclyn Gurwin¹

¹Department of Ophthalmology and Visual Sciences, University of Wisconsin-Madison, Madison, Wisconsin, United States, ²BayCare Eye Specialists, Green Bay, Wisconsin, United States, ³UW Medical School, Green Bay, Wisconsin, United States

Fabry Disease of the Lacrimal Gland

Carleigh Bruce¹, Abhinav Grover², Norberto Mancera¹, Neda Esmaili¹

¹Ophthalmology and Visual Sciences, Medical College of Wisconsin, Milwaukee, Wisconsin, United States, ²Pathology & Laboratory Medicine, Medical College of Wisconsin, Milwaukee, Wisconsin, United States

Lacrimal Allodynia - a Case Series of Post-Operative Painful Lacrimation

Persiana Saffari¹, Stefania Diniz², Daniel Rootman²

¹David Geffen School of Medicine, UCLA, Los Angeles, California, United States, ²Division of Orbital and Ophthalmic Plastic Surgery, Doheny and Stein Eye Institutes, UCLA, Los Angeles, California, United States

Lacrimal Gland Prolapse as a Factor in Dry Eyes Due to Duct Kinking

Cat N Burkat

University of Wisconsin-Madison, Oculoplastics, Orbital, & Facial Cosmetic Surgery, Department of Ophthalmology & Visual Sciences, Madison, Wisconsin, United States



POSTERS

LACRIMAL (CONT.)

Prophylactic Antibiotic Prescribing Patterns and Postoperative Infection Rates during Endoscopic Dacryocystorhinostomy at Two Institutions

Nina S. Boal¹, Daniel R. Lefebvre^{2,3}, Carolina A. Chiou⁴, Natalie Sadlak⁵, Adrian Sarmiento⁶, Alberto G. Distefano⁶

¹Ophthalmology, Boston Medical Center / Boston University School of Medical, Boston, Massachusetts, United States, ²Ophthalmology, Massachusetts Eye and Ear / Harvard Medical School, Boston, Massachusetts, United States, ³Surgical Service / Ophthalmology, Boston Veterans Affairs Healthcare System, Boston, Massachusetts, United States, ⁴Ophthalmology, Massachusetts Eye and Ear / Harvard Medical School, Boston, Massachusetts, United States, ⁵Harvard Medical School, Boston, Massachusetts, United States, ⁶Ophthalmology, Boston Medical Center / Boston University School of Medicine, Boston, Massachusetts, United States

Punctal Stenosis-Related Epiphora - Simple Dilation vs. Sclerectomy-Punch Assisted Punctoplasty both with Silicone Monocanalicular Stenting

Guy Jonathan Ben Simon¹, Hila Goldberg¹, Ayelet Priel², Alon Weissman³, Ofira Zloto¹, Daphna Landau Prat¹, Tal Koval¹, Lipaz Varkel¹

¹Ophthalmology, Sheba Medical Center, Ramat Gan, Israel, ²Ophthalmology, Sheba Medical Center, Ramat Gan, Israel, ³Ophthalmology, Sheba Medical Center, Ramat Gan, Israel

Secondary Acquired Nasolacrimal Duct Obstruction from Middle Turbinate Spindle Cell Neoplasm

Lindsay Rothfield¹, Michael Platt², Anna Kupcha¹

¹Ophthalmology, Boston University School of Medicine, Boston, Massachusetts, United States, ²Otolaryngology, Boston University School of Medicine, Boston, Massachusetts, United States

Success of DCR Surgery for Radioactive Iodine-Associated NLDO Compared to Primary NLDO

Jenny C. Dohlman^{1,2}, Carolina A. Chiou^{1,2}, Nina Boal³, Michael K. Yoon^{1,2}

¹Ophthalmic Plastic Surgery, Mass Eye and Ear, Boston, Massachusetts, United States, ²Ophthalmology, Harvard Medical School, Boston, Massachusetts, United States, ³Ophthalmology, Boston University School of Medicine, Boston, Massachusetts, United States

M&M/TOUGH CASES

A Case of Metastatic Orbital Myxofibrosarcoma

Shanlee Stevens, Marissa Shoji, Umangi Patel, Rayan Abou Khzam, Vincent Tang, Oded Ohana, Sander Dubovy, Wendy Lee

Ophthalmology, Bascom Palmer Eye Institute, Miami, Florida, United States

Acute Herpetic Keratitis after Orbital Decompression in the Setting of Corticosteroid-Induced Immunosuppression

Marielle Mahan¹, Eva Chou², Jason Lewis²

¹Ophthalmology, MedStar Georgetown University Hospital/Washington Hospital Center, Washington, District of Columbia, United States, ²Ophthalmology, Walter Reed National Military Medical Center, Bethesda, Maryland, United States



POSTERS

M&M/TOUGH CASES (CONT.)

Endophthalmitis in a Patient Following Bilateral Upper and Lower Eyelid Blepharoplasty

Marissa Shoji¹, Michael Venincasa¹, Michelle Maeng¹, Harry Flynn¹, Thomas Johnson¹

¹Ophthalmology, Bascom Palmer Eye Institute, Miami, Florida, United States

Leprosy Mimicking Delayed Facial Filler Reaction

Gabriela Lahaie Luna^{1,2,3}, Saerom Youn⁴, James Farmer^{5,1,6}, Vladimir Kratky^{1,7}

¹Ophthalmology, Queen's University, Kingston, Ontario, Canada, ²Ophthalmology, Children's Hospital of Philadelphia, Philadelphia, Pennsylvania, United States,

³Ophthalmology, University of Pennsylvania, Philadelphia, Pennsylvania, United States, ⁴Western University-Schulich School of Medicine & Dentistry, London,

Ontario, Canada, ⁵Pathology and Molecular Medicine, Queen's University, Kingston, Ontario, Canada, ⁶Pathology and Laboratory Medicine, University of Ottawa, Ottawa, Ontario, Canada, ⁷Ophthalmology, Charles University, Prague, Czech Republic

Lower Eyelid Ectropion Secondary to Over the Counter Treatment of Xanthelasma

George Salloum¹, Jessica Crawford², Stephen Dryden³, Andrew Meador⁴

¹Nashville, Tennessee, United States, ²Division of Ophthalmology, The Ohio State University, Columbus, Ohio, United States, ³Department of Ophthalmology, University of Tennessee - Memphis, Memphis, Tennessee, United States, ⁴TN Oculoplastics, Nashville, Tennessee, United States

Periocular Non-Tuberculous Mycobacterium Infection after Combination Autologous Fat Transfer with Subdermal Micro-Needling and Fractional Radiofrequency Skin Resurfacing

Olivia Cheng¹, Peter Kally^{2,1}, Robert Beaulieu^{2,1,3}

¹Ophthalmology, William Beaumont Hospital, Royal Oak, Michigan, United States, ²Consultants in Ophthalmic and Facial Plastic Surgery, Southfield, Michigan, United States, ³Ophthalmology, Kresge Eye Institute, Detroit, Michigan, United States

Severe Diesel Injection Injury to the Face, Neck and Orbit: Surgical Management and Critical Care Considerations

Valerie Dawson¹, E. Lacey Echaliier², Brian Vu³, Sophie Liao⁴, Julie Goddard⁵, Eric Hink⁴

¹Department of Ophthalmology, University Of Colorado Hospital, Aurora, Colorado, United States, ²Medical Eye Center, Medford, Oregon, United States, ³School of Medicine, University of Colorado, Aurora, Colorado, United States, ⁴Department of Ophthalmology, University of Colorado, Aurora, Colorado, United States,

⁵Department of Otolaryngology, University of Colorado, Aurora, Colorado, United States

Sliding Free Flap for Mid Face Reconstruction after Facial Gunshot Injury

Anthony Leonard¹, Sebastian Brooke², Chadi Makary³, John Nguyen^{4,5}

¹Ophthalmology, West Virginia University, Morgantown, West Virginia, United States, ²Plastic Surgery, West Virginia University, Morgantown, West Virginia, United States, ³Otolaryngology, Head & Neck Cancer, West Virginia University, Morgantown, West Virginia, United States, ⁴Ophthalmology & Visual Sciences,

West Virginia University, Morgantown, West Virginia, United States, ⁵Otolaryngology, Head and Neck Cancer, West Virginia University, Morgantown, West Virginia, United States



POSTERS

ONCOLOGY

A Rare Case of High-Grade Dedifferentiated Solitary Fibrous Tumor in the Lacrimal Sac Region

Marissa Shoji¹, Ying Chen¹, Nicole Topilow¹, Rayan Abou Khzam¹, Andrew Rosenberg², Sander Dubovy¹, David Tse¹

¹Ophthalmology, Bascom Palmer Eye Institute, Miami, Florida, United States, ²Pathology, Sylvester Comprehensive Cancer Center, University of Miami Miller School of Medicine, Miami, Florida, United States

Acute Bilateral Vision Loss following Unilateral Optic Nerve Sheath Fenestration

Ji Kwan Park^{1,2}, Benjamin Campbell^{1,2}, Hui Bae Harold Lee^{1,2}

¹Oculofacial Plastic Surgery and Orbital Surgery, Carmel, Indiana, United States, ²Ascension St. Vincent Hospital, Indianapolis, Indiana, United States

An Impressive Response of Locally Aggressive Periocular Basal Cell Carcinoma to Vismodegib

Cameron Nabavi, Andrew Mueller, Craig Czyz, Kenneth Cahill, Daniel Straka, Jill Foster

Ophthalmic Surgeons & Consultants of Ohio, Columbus, Ohio, United States

Atypical Radiographic Findings of Orbital Rhabdomyosarcoma

Carisa Petris¹, Samuel Barry¹, Emily Xu², Eman Mahdi³

¹Ophthalmology, University of Missouri, Columbia, Missouri, United States, ²Medical Student, University of Missouri, Columbia, Missouri, United States, ³Radiology, University of Missouri, Columbia, Missouri, United States

Avoiding Exenteration in Recurrent Orbital Basal Cell Carcinoma with Vismodegib: A Case Report

Siwei Zhou¹, Sara Lally², Jennifer Johnson³, Mary Stefanyszyn¹

¹Oculoplastic and Orbital Surgery, Wills Eye Hospital, Philadelphia, Pennsylvania, United States, ²Ocular Oncology, Wills Eye Hospital, Philadelphia, Pennsylvania, United States, ³Oncology, Thomas Jefferson University, Philadelphia, Pennsylvania, United States

Bilateral Concurrent Endocrine Mucin-Producing Sweat Gland Carcinoma and Mucinous Carcinoma of the Eyelids

Diane Wang¹, Wenyu Deng¹, Stephen Lobue¹, Katie Giovinazzo¹, Edward Heilman^{2,3}, Nickisa Hodgson¹

¹Ophthalmology, SUNY Downstate, Brooklyn, New York, United States, ²Pathology, SUNY Downstate, Brooklyn, New York, United States, ³Dermatology, SUNY Downstate, Brooklyn, New York, United States

Bilateral Enlargement of All Extraocular Muscles: A Presenting Ophthalmic Sign of Hematologic Malignancy

Makayla McCoskey¹, Edith R. Reshef¹, Natalie Wolkow^{1,2}, Michael K. Yoon¹

¹Department of Ophthalmology, Massachusetts Eye and Ear, Boston, Massachusetts, United States, ²David G. Cogan Laboratory of Ophthalmic Pathology, Massachusetts Eye and Ear, Boston, Massachusetts, United States



POSTERS

ONCOLOGY (CONT.)

Clear Cell Syringoma of the Eyelids: A Distinctive Histopathologic Variant associated with Diabetes Mellitus

Lisa Y. Lin^{1,2}, Nahyoung Grace Lee^{1,2}, Michael K. Yoon^{1,2}, Anna M. Stagner^{3,2}

¹Ophthalmic Plastic Surgery, Mass Eye and Ear, Boston, Massachusetts, United States, ²Ophthalmology, Harvard Medical School, Boston, Massachusetts, United States, ³Ophthalmic Pathology, Mass Eye and Ear, Boston, Massachusetts, United States

Conjunctival MALT Lymphoma Presenting a Decade after Initial Diagnosis of Conjunctival Amyloidosis

Todd Whitescarver¹, Jordan Winegar¹, Matthew Rehmel², Benjamin Rosen³, Sarah Heaton², Anna Torgeson⁴, Eva Chou¹

¹Ophthalmology, Walter Reed National Military Medical Center, Bethesda, Maryland, United States, ²Pathology, Walter Reed National Military Medical Center, Bethesda, Maryland, United States, ³Pathology, Madigan Army Medical Center, Joint Base Lewis-McChord, Washington, United States, ⁴Radiation Oncology, Walter Reed National Military Medical Center, Bethesda, Maryland, United States

Immune Checkpoint Inhibitor Therapy in Invasive Lacrimal Sac Squamous Cell Carcinomas with High-Risk Human Papilloma Virus Positivity

Jane S. Kim¹, Francis Worden², Dan R. Robinson³, Arul Chinnaiyan³, F. Yesim Demirci⁴, Victor M. Elner¹, Hakan Demirci^{1,5}

¹Division of Eye Plastic, Orbital, and Facial Cosmetic Surgery, Kellogg Eye Center, University of Michigan, Ann Arbor, Michigan, United States, ²Roger Cancer Center, University of Michigan, Ann Arbor, Michigan, United States, ³Michigan Center for Translational Pathology, University of Michigan, Ann Arbor, Michigan, United States, ⁴Department of Human Genetics, Graduate School of Public Health, University of Pittsburgh, Pittsburgh, Pennsylvania, United States, ⁵Division of Ocular Oncology, Kellogg Eye Center, University of Michigan, Ann Arbor, Michigan, United States

Intravascular B-Cell Lymphoma presenting with Bilateral Ptosis and Ophthalmoplegia

Diane Wang, Nickisa Hodgson

Ophthalmology, SUNY Downstate, Brooklyn, New York, United States

Is Flow Cytometry Worth the Time, Money, and Tissue? A Diagnostic Approach to Orbital Lymphoma: The Role of Flow Cytometry

Mary Mitchell¹, David Nasrazadani², Peter Timoney³, Jason Sokol²

¹Ophthalmology, University of Kansas, Kansas City, Kansas, United States, ²Oculofacial Plastic and Orbital Surgery, University of Kansas, Kansas City, Kansas, United States, ³Ophthalmology, University of Kentucky, Lexington, Kentucky, United States

Ocular Perivascular Epithelioid Cell Neoplasm presenting as Subconjunctival Hemorrhage

Kathryn Park¹, Daniel Ozzello², Michelle Ting², Oluwole Fadare³, Catherine Liu², Don Kikkawa^{2,4}, Bobby Korn^{2,4}

¹Shiley Eye Institute, University of California San Diego, La Jolla, California, United States, ²Division of Oculofacial Plastic and Reconstructive Surgery, UC San Diego Viterbi Family Department of Ophthalmology, La Jolla, California, United States, ³Division of Anatomic Pathology, UC San Diego Department of Pathology, La Jolla, California, United States, ⁴Division of Plastic and Reconstructive Surgery, UC San Diego Department of Surgery, La Jolla, California, United States



POSTERS

ONCOLOGY (CONT.)

Orbital Cavernous Venous Malformation – A Large Case Series

Rolika Bansal¹, Sanotsh Honavar², Kaustubh Mulay³

¹Oculoplasty and Ocular Oncology, Centre For Sight, Hyderabad, Hyderabad, India, ²Oculoplasty and Ocular Oncology, Centre For Sight, Hyderabad, Hyderabad, India, ³Pathology, Centre For Sight, Hyderabad, Hyderabad, India

Orbital Involvement in Adult Leukemias

Teresa Chen¹, Kelsey Roelofs¹, Tracie Goh², Sheeja Pullarkat², Robert Goldberg¹, Daniel Rootman¹

¹Division of Orbital and Ophthalmic Plastic Surgery, Jules Stein Eye Institute, University of California, Los Angeles, Los Angeles, California, United States, ²Department of Pathology, University of California, Los Angeles, Los Angeles, California, United States

Orbital Lesions: A Review of the Past Decade at an Academic Institution

Mary Mitchell¹, David Nasrazadani², Peter Timoney³, Jason Sokol⁴

¹Ophthalmology, University of Kansas, Kansas City, Kansas, United States, ²Kansas City, Kansas, United States, ³Ophthalmology, University of Kentucky, Lexington, Kentucky, United States, ⁴Oculofacial Plastic and Orbital Surgery, University of Kansas, Kansas City, Kansas, United States

Primary Diffuse Large B-Cell Lymphoma of the Frontal Sinus Masquerading as an Orbital Mucocele

Alisha Kamboj¹, Christopher Hwang², Matthew Tyler³, Amanda Maltry¹, Ali Mokhtarzadeh¹, Andrew Harrison^{1,3}

¹Department of Ophthalmology and Visual Neurosciences, University of Minnesota, Minneapolis, Minnesota, United States, ²Department of Ophthalmology and Visual Neurosciences, University of Minnesota, Minneapolis, Minnesota, United States, ³Department of Otolaryngology and Head and Neck Surgery, University of Minnesota, Minneapolis, Minnesota, United States

Quantification and Identification of Risk Factors for the Development of Transient Depressive Symptoms After Mohs Micrographic Surgery

Alexis Kassotis¹, Seokyu Shin², Jesse Lewin³, Faramarz Samie³, Jon Levenson⁴, Lora R. Dagi Glass⁵

¹Ophthalmology, Columbia University, New York, New York, United States, ²Columbia University, New York, New York, United States, ³Dermatology, Columbia University, New York, New York, United States, ⁴Psychiatry, Columbia University, New York, New York, United States, ⁵Ophthalmology, Columbia University, New York, New York, United States

Risk Factors for Advanced Periorbital Non-Melanoma Skin Cancer

Colin Bacorn¹, Melissa Serrano², Lily Lin¹

¹Department of Ophthalmology and Vision Science, University of California Davis Health, Sacramento, California, United States, ²School of Medicine, University of California Davis, Sacramento, California, United States



POSTERS

ONCOLOGY (CONT.)

Statistical Evaluation and Positive Predictive Value (PPV) of Key Features of Periorbital Basal Cell Carcinoma (BCC)

Gina Mahatma¹, Edward Wladis²

¹Ophthalmology, Lions Eye Institute, Albany Medical College, Albany, New York, United States, ²Ophthalmology, Ophthalmic Plastic Surgery/Albany Medical Center, Slingerlands, New York, United States

Uveal Melanoma Presenting As Panophthalmitis In the Absence of Intraocular Mass

Venkatkrish Kasetty¹, Ann Tran², Lauren Dalvin³, Pearl Rosenbaum⁴, Andrea Tooley³

¹Department of Ophthalmology, Henry Ford Health System, Detroit, Michigan, United States, ²Ophthalmology, Weill Cornell Medical Center, New York, New York, United States, ³Ophthalmology, Mayo Clinic, Rochester, Minnesota, United States, ⁴Department of Pathology, Montefiore Medical Center, New York, New York, United States

ORBITAL DISEASE

A Case of Intra-Orbital Inflammatory Myofibroblastic Tumor Presenting as Orbital Cellulitis

Asyvia Powell¹, Thuy Phuong Le², Kyle Lewis¹

¹Ophthalmology, University of Mississippi Medical Center, Jackson, Mississippi, United States, ²Medicine, University of Mississippi Medical Center, Jackson, Mississippi, United States

A Case of Orbital IgG4 Related Disease Associated with Chronic Intranasal Cocaine Abuse

Carleigh N. Bruce¹, TJ Clark², Andrea Stahulak¹, Gregory J. Griepentrog¹

¹Department of Ophthalmology & Visual Sciences, Medical College of Wisconsin, Milwaukee, Wisconsin, United States, ²Eye Surgical Associates, Lincoln, Nebraska, United States

A Case of the Blues - Colored Pencil Orbitopathy in an 18-Month-Old Boy

Christopher Hwang¹, Andrew Harrison^{1,2}, Ali Mokhtarzadeh¹

¹Department of Ophthalmology and Visual Neurosciences, University of Minnesota, Minneapolis, Minnesota, United States, ²Department of Otolaryngology and Head and Neck Surgery, University of Minnesota, Minneapolis, Minnesota, United States

A Novel Device to Quantify Resistance to Ocular Cyclotorsion

Tracy Lu¹, Henry Bair², Benjamin Erickson¹

¹Byers Eye Institute, Stanford University, Palo Alto, California, United States, ²Stanford University School of Medicine, Stanford, California, United States



POSTERS

ORBITAL DISEASE (CONT.)

A Rare Case of Right Optic Nerve Sheath Dural Arteriovenous Fistula and Review of Literature

Mona Fayad^{1,2}, Duaa Sharfi^{1,2}, Daniel Wang^{1,2}, Valerie Elmalem^{1,2}, Harsha Reddy^{1,2}

¹Ophthalmology, New York Eye and Ear Infirmary of Mount Sinai, New York, New York, United States, ²Icahn School of Medicine at Mount Sinai, New York, New York, United States

A Single-Institution Review of Lacrimal Gland Biopsies Between 1962 and 2017

Catherine Choi^{1,2}, Ann Tran^{3,4}, Apostolos Anagnostopoulos⁴, Henry Zhou³, David Tse², Sander Dubovy⁵

¹The Permanente Medical Group, Walnut Creek, California, United States, ²Oculofacial Plastic and Reconstructive Surgery, Bascom Palmer Eye Institute, Miami, Florida, United States, ³Department of Ophthalmology, Columbia University Edward S. Harkness Eye Institute, New York, New York, United States, ⁴Department of Ophthalmology, Bascom Palmer Eye Institute, Miami, Florida, United States, ⁵Florida Lions Ocular Pathology Laboratory, Bascom Palmer Eye Institute, Miami, Florida, United States

A Taser Probe Ripping Through the Medial Canthus

Patrick Daigle¹, Dan DeAngelis¹, Ahmed Almeer¹

¹Department of Ophthalmology and Vision Sciences, Mount Sinai Hospital, Toronto, Ontario, Canada

Activation of Mast-Cell-Derived Chymase in the Lacrimal Glands of Patients with IgG4-Related Dacryoadenitis

Yasushi Fujita¹, Masashi Mimura¹, Denan Jin², Yohei Sato¹, Shinji Takai², Teruyo Kida¹

¹Ophthalmology, Osaka Medical and Pharmaceutical University, Takatsuki, Japan, ²Innovative Medicine, Graduate School of Medicine, Osaka Medical and Pharmaceutical University, Takatsuki, Japan

Atlas-Based Automated Segmentation of the Orbit

Jessica Chang¹, Joy Li², Shirley Li², Anandh Rajamohan³, Jay Acharya³, Alexander Lerner³, Kimberly Gokoffski⁴, Vivek Patel⁵, Sandy Zhang-Nunes⁴, Vishal Patel³

¹USC Roski Eye Institute, University of Southern California Keck School of Medicine, Los Angeles, California, United States, ²USC Keck School of Medicine, Los Angeles, California, United States, ³Radiology, USC Keck School of Medicine, Los Angeles, California, United States, ⁴USC Roski Eye Institute, USC Keck School of Medicine, Los Angeles, California, United States, ⁵Gavin Herbert Eye Institute, University of California Irvine, Irvine, California, United States

An Unusual Case of Chronic Veillonella Dispar Orbital Cellulitis in Delayed Diagnosis of Occult Wooden Orbital Foreign Bodies

Umer Rizwan¹, Rocco Lasala², John Nguyen^{3,4}

¹West Virginia University, Morgantown, West Virginia, United States, ²Pathology, Anatomy and Laboratory Medicine, West Virginia University, Morgantown, West Virginia, United States, ³Ophthalmology, West Virginia University, Morgantown, West Virginia, United States, ⁴Otolaryngology, Head and Neck Cancer, West Virginia University, Morgantown, West Virginia, United States



POSTERS

ORBITAL DISEASE (CONT.)

Anatomic Success of Orbital Fracture Repair: A Proposed Grading System

Raymond Cho

Department of Ophthalmology and Visual Sciences, The Ohio State University Wexner Medical Center, Columbus, Ohio, United States

ANCA-Associated Vasculitides and IgG4-Related Disease Overlap in Orbital Inflammation – A Case Series

Cameron Yang¹, Raymond Cho¹, Cat Burkat²

¹Department of Ophthalmology and Visual Sciences, The Ohio State University Wexner Medical Center, Columbus, Ohio, United States, ²Department of Ophthalmology and Visual Sciences, University of Wisconsin Hospital and Clinics, Madison, Wisconsin, United States

Comparison of Laryngeal Mask Airway and Endotracheal Intubation for Orbital Fracture Repair

Benjamin C Campbell^{1,2,3}, June Geng³, Rana S. Torabi³, Richard A. Burgett^{3,4}, H.B. Harold Lee^{1,2,3}

¹Oculofacial Plastic and Orbital Surgery, LLC, Indianapolis, Indiana, United States, ²Ophthalmology, Ascension St. Vincent Hospital, Indianapolis, Indiana, United States, ³Ophthalmology, Indiana University School of Medicine, Indianapolis, Indiana, United States, ⁴Midwest Eye Institute, Indianapolis, Indiana, United States

Echographic Assessment of Extraocular Muscle Response to Teprotumumab

Charlene Tran¹, Chau Pham², Brittany Simmons², Laura Warner², Laura Fuhrmeister², Erin Shriver²

¹University of Iowa Carver College of Medicine, Iowa City, Iowa, United States, ²Department of Ophthalmology and Visual Sciences, University of Iowa Hospitals and Clinics, Iowa City, Iowa, United States

Effect of Teprotumumab on Ocular Surface Disease in Active Thyroid Eye Disease

Louisa Lu¹, Connie Sears², Jocelyn Liu¹, Hector Rojas Martinez³, Sandra Cremers⁴, Andrea Kossler¹

¹Ophthalmology, Stanford University, Menlo Park, California, United States, ²Ophthalmology, Stanford University, Stanford, California, United States, ³Ophthalmology, Georgetown University, Washington DC, United States, ⁴Ophthalmology, Johns Hopkins University, Baltimore, Maryland, United States

Effects of Smoking on Outcomes of Thyroid Eye Disease Treated with Teprotumumab

Jordan Miller¹, Caroline Mussatto¹, Peter Timoney², Jason Sokol¹

¹Kansas City, Kansas, United States, ²Lexington, Kentucky, United States

Effects of Teprotumumab Therapy on Chronic Graves Disease Patients

Kyle Vinson, Maria Kirzhner

Ophthalmology, UVA, Charlottesville, Virginia, United States

Efficacy and Safety of Intravenous Corticosteroids as an Initial Treatment for IgG4-Related Ophthalmic Disease

Min Kyu Yang¹, Gye Jung Kim¹, Ho-Seok Sa^{1,2}

¹Ophthalmology, Asan Medical Center, Seoul, Korea, Republic of, ²Ophthalmology, University of Ulsan College of Medicine, Seoul, Korea, Republic of



POSTERS

ORBITAL DISEASE (CONT.)

Epidemiology of Orbital Cellulitis in the United States: A 13-Year Analysis

Shazia Dharssi¹, Kamil Taneja², Fatemeh Rajaii²

¹Department of Ophthalmology, Johns Hopkins University, Baltimore, Maryland, United States, ²Department of Ophthalmology, Johns Hopkins University, Baltimore, Maryland, United States

Evisceration Without Implant Placement in Patients with Endophthalmitis: An Alternative Technique

Stephen Dryden¹, Edward Simpson¹, Joshua Ford¹, Brian Fowler², Matthew Wilson¹, James Fleming¹

¹Ophthalmology, University of Tennessee Health Science Center, Hamilton Eye Institute, Memphis, Tennessee, United States, ²Ophthalmology, University of Tennessee Health Science Center, Hamilton Eye Institute, Memphis, Tennessee, United States

Glue Embolization without Surgical Resection for Orbital Venolymphatic Malformation

Persiana Saffari¹, Justin Karlin², Daniel Rootman³

¹David Geffen School of Medicine UCLA, Los Angeles, California, United States, ²Orbital and Ophthalmic Plastic Surgery, Stein and Doheny Eye Institute UCLA, Los Angeles, California, United States, ³Los Angeles, California, United States

Hematic Pseudocyst Masquerading as Orbital Cellulitis and Sinusitis

Ryan Larochelle, Alexandra Levitt, Sophie Liao

Ophthalmology, University of Colorado, Aurora, Colorado, United States

Histopathologic Correlation of Radiographic Features in Well-Circumscribed Orbital Tumors

Kelsey Roelofs¹, Sheeja Pullarkat², Luke Ledbetter³, Daniel Rootman⁴

¹UCLA Jules Stein Eye Institute, Division of Oculoplastic Surgery, Los Angeles, California, United States, ²Department of Pathology, University of California, Los Angeles, Los Angeles, California, United States, ³Department of Radiology, University of California, Los Angeles, Los Angeles, California, United States, ⁴Division of Orbital and Ophthalmic Plastic Surgery, Jules Stein Eye Institute, University of California, Los Angeles, Los Angeles, California, United States

Idiopathic Orbital Inflammation Masquerading as a Drug Associated Thyroid Eye Disease

Stephen Ambrose¹, Jordan Miller¹, Mary Mitchell², Peter Timoney³, Jason Sokol⁴

¹Ophthalmology, University of Kansas Medical Center, Prairie Village, Kansas, United States, ²University of Kansas Medical School, Kansas City, Kansas, United States, ³Oculofacial Plastic and Orbital Surgery, University of Kentucky, Lexington, Kentucky, United States, ⁴Oculofacial Plastic and Orbital Surgery, University of Kansas Medical Center, Prairie Village, Kansas, United States

Importance of Multiple Surgical Samples for Achieving an Accurate Microbiological Profile in Orbital Cellulitis Infections

Caroline Vloka, Roxana Fu

Ophthalmology, University of Pittsburgh, Pittsburgh, Pennsylvania, United States



POSTERS

ORBITAL DISEASE (CONT.)

Incidence of Optic Disc Edema on Baseline Screening Exams in an Obese Population

Shanlee Stevens¹, Nathan Pirakitikulr¹, Michelle Maeng¹, Oded Ohana¹, Ying Chen¹, Nestor De La Cruz-Munoz², David Tse¹

¹Ophthalmology, Bascom Palmer Eye Institute, Miami, Florida, United States, ²Bariatric Surgery, University of Miami, Miami, Florida, United States

Lacrimal Gland Enlargement: Evaluation with Imaging and Clinical Features

Gye Jung Kim, Ho-Seok Sa

Seoul, Korea, Republic of

Management of Refractory Strabismus with Palmaris Longus Tendon Autograft, A Novel Technique

Michelle Ting¹, Aimee Chang², Daniel James Ozzello¹, Christopher Reid³, Catherine Liu¹, Don Kikkawa^{1,4}, Bobby Korn^{1,4}

¹Oculofacial Plastic and Reconstructive Surgery, Shiley Eye Institute, University of California San Diego, San Diego, California, United States, ²Viterbi Family Department of Ophthalmology, Shiley Eye Institute, University of California San Diego, San Diego, California, United States, ³Department of Plastic and Reconstructive Surgery, University of California San Diego, San Diego, California, United States, ⁴Division of Plastic and Reconstructive Surgery, University of California San Diego, San Diego, California, United States

Parosteal Ossifying Fasciitis of the Orbit: A Rare but Benign Mimicker of Rhabdomyosarcoma

Kelly Ruland, Maria Kirzhner

Ophthalmology, University of Virginia, Charlottesville, Virginia, United States

Periocular Nerve Blocks: Indications and Therapeutic Responses

Erin Shriver¹, Grace Lee²

¹Department of Ophthalmology and Visual Sciences, University of Iowa, Iowa City, Iowa, United States, ²Carver College of Medicine, University of Iowa, Iowa City, Iowa, United States

Posterior Ischemic Optic Neuropathy in the Setting of Cocaine-Induced Orbital Inflammation

Lisa Y. Lin¹, Edith R. Reshef¹, Marianella Paz Lansberg², Miriam B. Barshak³, Bart K. Chwalisz^{1,4}, Eric H. Holbrook², Natalie Wolkow^{1,5}

¹Department of Ophthalmology, Massachusetts Eye and Ear, Boston, Massachusetts, United States, ²Department of Otolaryngology, Massachusetts Eye and Ear, Boston, Massachusetts, United States, ³Department of Infectious disease, Massachusetts General Hospital, Boston, Massachusetts, United States, ⁴Department of Neurology, Massachusetts General Hospital, Boston, Massachusetts, United States, ⁵David G. Cogan Laboratory of Ophthalmic Pathology, Massachusetts Eye and Ear, Boston, Massachusetts, United States



POSTERS

ORBITAL DISEASE (CONT.)

Postoperative Orbital Emphysema Presenting With Severe Vision Loss

Kenneth Chang¹, Justin Wileman¹, Peter Simone², David Straus³, Rakesh Patel¹

¹Ophthalmology, Prisma Health/University of South Carolina, Columbia, South Carolina, United States, ²ilumin Eye Care, Omaha, Nebraska, United States,

³Neurosurgery, Prisma Health, Columbia, South Carolina, United States

Rare Case of Primary Orbital Ewing's Sarcoma in a Pediatric Patient

Junsang Cho¹, Marwa Thomas², Carisa Petris²

¹University of Missouri Columbia School of Medicine, University of Missouri Columbia School of Medicine, Columbia, Missouri, United States, ²Mason Eye Institute,

University of Missouri Columbia School of Medicine, Columbia, Missouri, United States

Recurrent Spontaneous Retrobulbar Hemorrhage

Rebecca F Silverman, Nickisa Hodgson

Department of Ophthalmology, SUNY Downstate, Brooklyn, New York, United States

Re-Evaluating Clinical Signs of Orbital Cellulitis

Lisa Lin^{1,2}, Yvette Schein¹, Karen Revere¹, Yinxi Yu³, Gui-shuang Ying⁴, William Anninger¹, Gil Binenbaum¹

¹Ophthalmology, Children's Hospital of Philadelphia, Philadelphia, Pennsylvania, United States, ²Ophthalmology, Massachusetts Eye and Ear Infirmary, Boston,

Massachusetts, United States, ³Ophthalmology, University of Pennsylvania, Philadelphia, Pennsylvania, United States, ⁴Ophthalmology, University of Pennsylvania, Philadelphia, Pennsylvania, United States

Retinal Surface Macrophages Variation in a Patient with Thyroid Eye Disease Receiving Teprotumumab

Oscar Otero-Marquez¹, Mona Fayad^{2,3}, Toco Y.P. Chui^{2,3}, Richard Rosen^{2,3}, Harsha Reddy^{2,3}

¹Ophthalmology, New York Eye and Ear Infirmary of Mount Sinai, New York, New York, United States, ²Ophthalmology, New York Eye and Ear Infirmary of

Mount Sinai, New York, New York, United States, ³Icahn School of Medicine at Mount Sinai, New York, New York, United States

Retrospective Chart Review on the Documentation of Pretibial Myxedema for Patients with Thyroid Eye Disease Receiving Teprotumumab Treatment

Michelle Maeng¹, Joshua Mervis², Sara Wester¹

¹Ophthalmology, Bascom Palmer Eye Institute, Miami, Florida, United States, ²Dermatology, University of Miami Miller School of Medicine, Miami, United States



POSTERS

ORBITAL DISEASE (CONT.)

Risk Factors for Surgical Complications in Oculoplastic Surgery

Connor Nathe¹, Emily Li¹, G. Nina Lu³, Roxana Fu⁴, Christopher Chambers¹, A.J. Amadi¹, Matthew Zhang¹

¹Ophthalmology, University of Washington Medicine, Seattle, Washington, United States, ²Ophthalmology, University of Washington Medicine, Seattle, Washington, United States, ³Otolaryngology, University of Washington Medicine, Seattle, Washington, United States, ⁴Ophthalmology, University of Pittsburgh Medicine, Pittsburgh, Pennsylvania, United States

Shewanella Algae Causing Pediatric Orbital Abscess with Leptomeningitis

Carolina A. Chiou¹, Edith R. Reshef¹, Michael K. Yoon¹

¹Department of Ophthalmology, Massachusetts Eye and Ear, Boston, Massachusetts, United States

Superior Limbic Keratoconjunctivitis Following Müller's Muscle-Conjunctival Resection

Stephanie Thermoziér¹, Sruti S. Akella¹, Pete Setabutr¹

¹Department of Ophthalmology and Visual Sciences, University of Illinois at Chicago, Chicago, Illinois, United States

Teprotumumab as Monotherapy for Dysthyroid Optic Neuropathy

Anna Artymowicz¹, Roman Shinder²

¹Brooklyn, New York, United States, ²Ophthalmology, Otolaryngology, SUNY Downstate, Brooklyn, New York, United States

The Effect of Obstructive Sleep Apnea Risk on Visual Outcomes in Thyroid Eye Disease Patients Following Orbital Decompression

Kalla Gervasio¹, Tory McKnight², Vivian Xu², Aykut Unsal^{2,3}, Elina Toskala⁴, Gurston Nyquist^{2,3}, Marc Rosen^{5,3}, Alison Watson⁶, Michael Rabinowitz⁶, Mindy Rabinowitz^{2,3}

¹Wills Eye Hospital, Philadelphia, Pennsylvania, United States, ²Otolaryngology, Thomas Jefferson University, Philadelphia, Pennsylvania, United States, ³Neurological Surgery, Thomas Jefferson University, Philadelphia, Pennsylvania, United States, ⁴Otolaryngology, Thomas Jefferson University, Philadelphia, United States, ⁵Otolaryngology, Thomas Jefferson University, Philadelphia, Pennsylvania, United States, ⁶Oculoplastic and Orbital Surgery, Wills Eye Hospital, Philadelphia, Pennsylvania, United States

Thyroid Eye Disease (TED) Reactivation associated with COVID-19 Vaccination

Kathryn Park¹, Sammie Fung¹, Michelle Ting², Daniel Ozzello², Jin Sook Yoon², Catherine Liu², Bobby Korn^{2,3}, Don Kikkawa^{2,3}

¹Shiley Eye Institute, University of California San Diego, La Jolla, California, United States, ²Division of Oculofacial Plastic and Reconstructive Surgery, UC San Diego Viterbi Family Department of Ophthalmology, La Jolla, California, United States, ³Division of Plastic and Reconstructive Surgery, UC San Diego Department of Surgery, La Jolla, California, United States



POSTERS

ORBITAL DISEASE (CONT.)

Transient Orbital Emphysema Following Orbital Fracture Repair with Nylon Foil Implants

Ji Kwan Park^{1,2}, Benjamin Campbell^{3,2}, Hui Bae Harold Lee^{3,2}

¹Oculofacial Plastic and Orbital Surgery, Carmel, Indiana, United States, ²Ascension St. Vincent Hospital, Indianapolis, Indiana, United States, ³Oculofacial Plastic Surgery and Orbital Surgery, Carmel, Indiana, United States

Understanding the Side Effect Profile of Teprotumumab

Carolina A. Chiou, Edith R. Reshef, Suzanne K. Freitag

Department of Ophthalmology, Massachusetts Eye and Ear, Boston, Massachusetts, United States

Unilateral Chemosis with Severe Reactive Changes Masquerading As Conjunctival Neoplasm

Siwei Zhou¹, Tatyana Milman², Alison Watson¹, Jacqueline Carrasco¹, Ralph Eagle, Jr.², Mary Stefanyszyn¹

¹Oculoplastic and Orbital Surgery, Wills Eye Hospital, Philadelphia, Pennsylvania, United States, ²Ocular Pathology, Wills Eye Hospital, Philadelphia, Pennsylvania, United States

Vertical Globe Position in Patients with Thyroid Eye Disease and Intra-Conal Tumors

Persiana Saffari¹, John Neesemann¹, Blake Katsev², Bea Martina U. Palileo³, Daniel Rootman⁴

¹David Geffen School of Medicine at UCLA, Los Angeles, California, United States, ²University of California, Los Angeles, Los Angeles, California, United States, ³University of California, Riverside School of Medicine, Riverside, California, United States, ⁴Division of Orbital and Ophthalmic Plastic Surgery, Jules Stein Eye Institute, UCLA, Los Angeles, California, United States

Vision and Survival Outcomes in Infectious and Non-Infectious Cavernous Sinus Thrombosis

Elise Timtim¹, James Law², Qingxia Chen³, Behin Barahimi¹, Louise Mawn¹, Rachel Sobel¹

¹Ophthalmology, Vanderbilt University Medical Center, Nashville, Tennessee, United States, ²School of Medicine, Vanderbilt University Medical Center, Nashville, Tennessee, United States, ³Biostatistics, Vanderbilt University Medical Center, Nashville, Tennessee, United States

PEDIATRIC

A Case of Phakomatous Choristoma

Sarah Avila¹, Abigail Gordon¹, Adam De La Garza²

¹Ophthalmology, Emory University School of Medicine, Atlanta, Georgia, United States, ²Ophthalmology, Emory University School of Medicine, Atlanta, Georgia, United States

Congenital Cystic Eye

Sarah Avila, Hee Joon Kim, Ted Wojno

Emory Eye Clinic, Atlanta, Georgia, United States



POSTERS

PEDIATRIC (CONT.)

Effect of Tarsectomy on Post-Operative Lid Crease Height in Patients with Congenital Ptosis Undergoing Mueller's Muscle Conjunctival Resection

Joseph Pecha¹, Katherine Williams¹, Christopher Dermarkarian¹, Richard Allen^{1,2}

¹Department of Ophthalmology, Baylor College of Medicine, Houston, Texas, United States, ²Department of Head and Neck Surgery, MD Anderson Cancer Center, Houston, Texas, United States

Nevus Sebaceous of Jadassohn: A Case Series of 13 Patients

Mrittika Sen¹, Kaustubh Mulay², Santosh Honavar¹

¹Ophthalmic and Facial Plastic Surgery and Ocular Oncology, Centre for Sight Eye Hospital, Hyderabad, India, ²Ophthalmic and Facial Plastic Surgery and Ocular Oncology, National Reporting Centre for Ophthalmic Pathology, Centre for Sight Eye Hospital, Hyderabad, India

Pediatric Eosinophilic Granulomatosis with Polyangiitis Presenting as an Orbital Mass

Suzanne W. van Landingham, Jaclyn Gurwin

Department of Ophthalmology and Visual Sciences, University of Wisconsin-Madison, Madison, Wisconsin, United States

PRACTICE MANAGEMENT

Analysis of Oculofacial Plastic and Reconstructive Surgery Fellowship Program Directors

Kartik Garg¹, Wesam Shalaby², Alison Watson³

¹University of Louisville School of Medicine, Louisville, Kentucky, United States, ²Wills Eye Hospital, Philadelphia, Pennsylvania, United States, ³Oculoplastic and Orbital Surgery, Wills Eye Hospital, Philadelphia, Pennsylvania, United States

Application of Telemedicine in Oculoplastics During the Covid-19 Pandemic

Carisa Bohnak¹, Rachel Sobel¹, Louise Mawn¹, Behin Barahimi¹

¹Ophthalmology, Vanderbilt University Medical Center, Nashville, Tennessee, United States

Cosmetic Surgery Trends in a Single Oculofacial Private Practice during the COVID-19 Pandemic

Jordan R. Conger, Michael Burnstine, Chris Lo, Jackie Song, Mark Grisby, David B. Samimi

Eyesthetica, Los Angeles, California, United States

First Year ASOPRS Fellows' Case Volume during COVID-19 Shut Down

Aliza Epstein¹, Donovan Reed¹, Vikram Durairaj^{1,2}, Marie Somogyi^{1,2}

¹TOC Eye and Face, Austin, Texas, United States, ²Ophthalmology, The University of Texas at Austin Dell Medical School, Austin, Texas, United States



POSTERS

PRACTICE MANAGEMENT (CONT.)

Oculofacial Plastic Surgeon Supply in the U.S., 2021

Vincent Hussey¹, Jeremiah Tao²

¹University of California, Irvine, Irvine, California, United States, ²Department of Ophthalmology, Gavin Herbert Eye Institute, University of California, Irvine, Irvine, California, United States

Oculoplastic Care in Sudan: A Survey of Training and Practice Patterns

Duaa Sharfi¹, Isra Mohammed², Harsha Reddy³

¹Department of Ophthalmology, New York Eye and Ear Infirmary of Mount Sinai, New York, New York, United States, ²Makkah Eye Complex, Khartoum, Sudan, ³Department of Oculoplastic and Reconstructive Surgery, New York Eye and Ear Infirmary of Mount Sinai, New York, New York, United States

Oculoplastic Publication Trends in General Ophthalmology Journals

Ofira Zloto, Nur Khatib, Peerooz Saeed, Guy Ben Simon, Daphna Landau Prat, Jean-Paul Dray
Tel Hashomer, Israel

Perioperative Anticoagulation in Facial Plastic Surgery

Abhishek Manjunathan¹, Sneha Giri², Preeti Thyparampil¹

¹Ophthalmology, Northwestern University Feinberg School of Medicine, Chicago, Illinois, United States, ²Otolaryngology, Head & Neck Surgery, Northwestern University Feinberg School of Medicine, Chicago, Illinois, United States

The All of Us Database as a Unique Oculoplastics Research Tool

Nerg D. AchiriMofor¹, Victoria S. North², Ann Q. Tran², Lora R. Dagi Glass²

¹Department of Ophthalmology, Rutgers New Jersey Medical School, Newark, New Jersey, United States, ²Ophthalmic Plastic and Reconstructive Surgery, Department of Ophthalmology, Edward S. Harkness Eye Institute, Columbia University Irving Medical Center, New York, New York, United States



ASOPRS LEADERSHIP

EXECUTIVE COMMITTEE



ROBERT G. FANTE, MD, FACS
President



JENNIFER A. SIVAK-CALLCOTT, MD
President-Elect



RICHARD C. ALLEN, MD, PHD, FACS
Vice President



ELIZABETH A. BRADLEY, MD
Executive Secretary



SCOTT M. GOLDSTEIN, MD
Treasurer



JOHN MARTIN, MD
Secretary of Meetings
Industry Relations
Committee Chair
YASOPRS Liaison



KENNETH MORGENSTERN, MD, FACS, FAACS
Secretary of Education
Education Committee Chair



THOMAS E. JOHNSON, MD
Program Chair



MARK J. LUCARELLI, MD, FACS
Immediate Past President
Bylaws Committee Chair
Nominating Committee Chair

Executive Committee Liaisons

JONATHAN J. DUTTON, MD, PHD

Editor-in-Chief, Ophthalmic Plastic and Reconstructive Surgery

ERIN M. SHRIVER, MD, FACS

Delegate, American Medical Association

KATHLEEN M. DUERKSEN, MD, FACS

Councilor, American Academy of Ophthalmology

JEREMIAH P. TAO, MD, FACS

American Board of Ophthalmology

Staff

TISHA A. KEHN

Executive Director

AMANDA L. MACRINA

Meeting Manager

KATIE RESSIE

Administrative Coordinator



ASOPRS LEADERSHIP

Advisory Board

Mark J. Lucarelli, MD, FACS, Chair

Daniel P. Schaefer, MD

Tamara R. Fountain, MD, Chair

Gerald J. Harris, MD, FACS

Robert A. Goldberg, MD, FACS

Kathleen F. Archer, MD

Don O. Kikkawa, MD, FACS

Michael E. Migliori, MD, FACS

Jill A. Foster, MD, FACS

Jan W. Kronish, MD, FACS

ASOPRS Past Presidents

2020 Mark J. Lucarelli, MD, FACS

2019 Daniel P. Schaefer, MD, FACS

2018 Tamara R. Fountain, MD

2017 Gerald J. Harris, MD, FACS

2016 Robert A. Goldberg, MD, FACS

2015 Kathleen F. Archer, MD

2014 Don O. Kikkawa, MD, FACS

2013 Michael E. Migliori, MD, FACS

2012 Jill A. Foster, MD, FACS

2011 Jan W. Kronish, MD, FACS

2010 Jeffrey A. Nerad, MD, FACS

2009 Stuart R. Seiff, MD, FACS

2008 James W. Karesh, MD, FACS

2007 Robert H. Kennedy, MD, PhD

2006 Roger A. Dailey, MD, FACS

2005 James C. Fleming, MD

2004 David M. Reifler, MD, FACS

2003 John W. Shore, MD, FACS

2002 William R. Nunery, MD, FACS

2001 Ralph E. Wesley, MD

2000 Bradley N. Lemke, MD

1999 Perry F. Garber, MD

1998 Michael J. Hawes, MD

1997 James A. Katowitz, MD

1996 John N. Harrington, MD

1995 Richard K. Dortzbach, MD

1994 George L. Paris, MD

1993 Albert Hornblass, MD

1992 John A. Burns, MD

1991 Arthur S. Grove Jr., MD

1990 Bernice Z. Brown, MD

1989 Clinton D. McCord, Jr., MD

1988 Arthur J. Schaefer, MD

1987 J. Justin Older, MD, FACS

1986 Mark R. Levine, MD

1985 Joseph C. Flanagan, MD

1984 Richard P. Carroll, MD, FACS

1983 J. Earl Rathbun, MD

1982 A. Jan Berlin, MD, FACS

1981 Allen M. Putterman, MD

1980 John L. Wobig, MD, MBA, FACS

1979 Robert M. Dryden, MD, FACS

1978 David B. Soll, MD, FACS

1977 George F. Buerger, Jr., MD, FACS

1976 Bartley R. Frueh, MD

1975 Richard T. Tenzel, MD

1974 Robert B. Wilkins, MD

1973 Charles Beyer-Machule, MD

1972 Margaret F. Obear, MD

1971 Orkan G. Stasior, MD, FACS

1970 Wendell L. Hughes, MD

1969 Wendell L. Hughes, MD



ASOPRS LEADERSHIP

ASOPRS extends a special thank you to the 2021 Program Abstract Reviewers and CME Subcommittee

2021 Program Abstract Reviewers

Chris R. Alabiad
Anne Barmettler
Alex Blandford
Nathan Blessing
Cat N. Burkat
Ashley Campbell
Raymond I. Cho
Gabriella M. Espinoza
Scott M. Goldstein
John B. Holds
Srinivas S. Iyengar

William Katowitz
Andrea L. Kossler
Grace Lee
Hui Bae Harold Lee
Catherine Y. Liu
Louise Mawn
Timothy J. McCulley
Ali Mokhtarzadeh
John Nguyen
Dan Rootman
David Samimi

Roman Shinder
Erin M. Shriver
Rachel Sobel
Jason Sokol
M. Reza Vagefi
Sara T. Wester
Katherine Winkler
Bryan Winn
Julie A. Woodward
Michael T. Yen

ASOPRS CME Subcommittee

Michael T. Yen, Chair
Sophie Liao
Natalie Stanciu
Bryan Winn
David B. Lyon
Jamie L. Schaefer



ASOPRS MEMBERS

UNITED STATES OF AMERICA

ALABAMA

Mark S. Brown, MD, Mobile
Richard W. Bryant, MD, Dothan
Michael A. Callahan, MD, Birmingham
Sarah Mireles Jacobs, MD, Huntsville
John A. Long, MD, Birmingham
Matthew G. Vicinanza, MD, Birmingham
Valerie L. Vick, MD, Mobile

ALASKA

Carl Eli Rosen, MD, Anchorage

ARIZONA

Steven Chen, MD, FACS, Glendale
Kathleen M. Duerksen, MD, FACS, Tucson
Jeff Paul Edelstein, MD, Chandler
Denise D. Garcia, MD, Gilbert
Grant W. Heinz, MD, Mesa
Dustin M. Heringer, MD, Scottsdale
Mikel W. Lo, MD, Tucson
Lisa A. Mansueto, MD, Tempe
William M. McLeish, MD, Phoenix
Lisa D. Mihora, MD, Phoenix
Grant Harris Moore, MD, Scottsdale
Bentley C. Skibell, MD, Cave Creek
Nicolas Uzcategui, MD, Scottsdale

ARKANSAS

Wade Brock, MD, Little Rock
Hans B Heymann, MD, Fayetteville
John D Pemberton DO MBA, Little Rock
Daniel T. Sines, MD, Rogers

CALIFORNIA

Gary L. Aguilar, MD, San Francisco
Eric Sooyong Ahn, Torrance
Kevin A. Beadles, MD, FACS, Martinez

Bruce B. Becker, MD, Encino
Carlo R Bernardino, MD, FACS, Salinas
Maziar Bidar, MD, Fresno
William J. Bigham, MD, Coronado
Cynthia A. Boxrud, MD, Santa Monica
Michael A. Burnstine, MD, FACS, Los Angeles
Harinder Chahal, MD, Fresno
Jessica Chang, MD, Los Angeles
Devron H. Char, MD, San Francisco
Catherine J Choi, MD, MS, Walnut Creek
Kimberly P. Cockerham, MD, FACS, San Diego
Daniel J. Coden, MD, La Jolla
Atif Ben Collins, MD, Fresno
Dawn De Castro, MD, San Diego
Sarah W DeParis, MD, San Rafael
Raymond S. Douglas, MD, PhD, Los Angeles
Steven Charles Dresner, MD, Los Angeles
Daniel A. Ebroon, MD, Thousand Oaks
Tarek El-Sawy, MD, PhD, Menlo Park
Kasra Eliasieh, MD, Oakland
Melanie Ho Erb, MD, Irvine
Benjamin Peter Erickson, MD, Portola Valley
Kenneth A. Feldman, MD, Harbor City
George H. Garcia, MD, Orange
Gregg S. Gayre, MD, San Rafael
Robert A. Goldberg, MD, FACS, Los Angeles
Seanna Grob, MD, MAS, Larkspur
Michael J. Groth, MD, Beverly Hills
Shivani Gupta, MD, Panorama City
Jonathan Hoenig, MD, Beverly Hills
Jennifer I. Hui, MD, Palm Desert
David K. Isaacs, MD, Beverly Hills
Srinivas S Iyengar, MD, FACS, Encinitas
Sukhjit S. Johl, MD, Sacramento
Robert C. Kersten, MD, San Francisco
Don O. Kikkawa, MD, FACS, La Jolla
Charles Kim, MD, Stockton
H. Jane Kim, MD, Union City

Jonathan W. Kim, MD, Los Angeles
Bobby S. Korn, MD, PhD, FACS, La Jolla
Andrea Lora Kossler, MD, Palo Alto
Kenneth B Krantz, MD, Santa Ana
Edward W. Lee, MD, Los Angeles
Peter S. Levin, MD, Palo Alto
Tina G. Li, MD, Sierra Madre
Lily Koo Lin, MD, Sacramento
Catherine Y. Liu, MD, PhD, San Diego
Wenjing Liu, Newport Beach
Christopher Lo, MD, Culver City
Joanne E. Low, MD, Santa Monica
Geva Mannor, MD, FACS, San Diego
Harry Marshak, MD, Palm Desert
Guy G. Massry, MD, Beverly Hills
M. Polly McKinstry, MD, Laguna Hills
Payam Morgan, MD, Fontana
Asa D. Morton, MD, San Diego
Eve E. Moscato, MD, San Francisco
Sang-Rog Oh, MD, Sacramento
Omar K. Ozgur, MD, Carlsbad
Noelene K. Pang, MD, Ventura
Dong Jun J. Park, MD, Newport Beach
Robert J. Peralta, MD, Oakland
Randal T.H. Pham, MD, FACS, San Jose
Daniel Benson Rootman, MD, Los Angeles
David J. Russell, MD, Vacaville
David B Samimi, MD, Los Angeles
Aaron Savar, MD, FACS, Los Angeles
Louis Savar, MD, Beverly Hills
Stuart R. Seiff, MD, FACS, San Francisco
Solomon Shaftel, MD, PhD, San Diego
Rona Z. Silkiss, MD, FACS, San Francisco
Alice Song, MD, Manhattan Beach
Paul T. Stallman, MD, Pismo Beach
Kenneth D. Steinsapir, MD, Beverly Hills
Mehryar Taban, MD, Beverly Hills
Jeremiah P. Tao, MD, FACS, Irvine



ASOPRS MEMBERS

M. Reza Vagefi, MD, San Francisco
Ira A. Vidor, MD, Newport Beach
Bryan J. Winn, MD, San Francisco
David L. Wirta, MD, Newport Beach
Albert Y. Wu, MD, PhD, FACS, Palo Alto
Marc Yonkers, Colma
Sandy X. Zhang-Nunes, MD, San Gabriel
Christopher I. Zoumalan, MD, Beverly Hills

COLORADO

John R. Burroughs, MD, Colorado Springs
Laryssa R. Dragan, MD, Fort Collins
Robert G. Fante, MD, FACS, Denver
Tara Goecks, MD, Denver
Eric M. Hink, MD, Aurora
Scott Jones, MD, Colorado Springs
Sophie D. Liao, MD, Aurora
Michael McCracken, MD, Parker
Michael L. Murphy, MD, Aspen
Leslie Chana Neems, Denver
Ron W. Pelton, MD, PhD, FACS, Colorado Springs
Jerry K. Popham, MD, FACS, Denver
Chet E. Reistad, MD, Fort Collins
Chris Thiagarajah, MD, FACS, Denver
Brian Willoughby, MD, Denver

CONNECTICUT

Michael P. Gingold, MD, Farmington
Larissa A. Habib, New Haven
Lyndon B. Lee, MD, West Hartford
Flora Levin, MD, Westport
Sarit M. Patel, MD, MBA, New Britain
Mahsa Ava Sohrab, MD, Greenwich

DELAWARE

Ari D. Abel, MD, Wilmington
David C. Larned, MD, Wilmington
Bryan D. Seiff, MD, Dover

DISTRICT OF COLUMBIA

Lauren Z. Gavaris, MD, Washington
Craig E. Geist, MD, Washington

FLORIDA

Chris R. Alabiad, MD, Miami
Kyle Balch, MD, Gainesville
Alexander D Blandford, MD, Vero Beach
Nathan W Blessing, MD, Palm Beach Gardens
Paul A. Brannan, MD, Sarasota
Mont J. Cartwright, MD, Kissimmee
Karen L. Chapman, MD, FACS, Sarasota
Michael A. Connor, MD, Palm Beach Gardens
Gil A. Epstein, MD, Fort Lauderdale
John P. Fezza, MD, Sarasota
Patrick M. Flaharty, MD, Fort Myers
L. Neal Freeman, MD, MBA, FACS, Melbourne
Dan Georgescu, MD, PhD, Fort Lauderdale
Michael L. Glassman, MD, FACS, Pembroke Pines
Katherine G. Gold, MD, Jacksonville
Stacia Goldey, MD, Belleair
Andrea N. Hass, MD, Palm Beach Gardens
Thomas E. Johnson, MD, Miami
Lawrence G. Kass, MD, St. Petersburg
Nadia A. Kazim, MD, Naples
Jan W. Kronish, MD, FACS, Delray Beach
Stephen J. Laquis, MD, FACS, Fort Myers
Wendy W. Lee, MD, Miami
Alan M. Lessner, MD, Gainesville
William P. Mack, MD, Tampa
John J. Martin, MD, Key Biscayne
John J. McGetrick, MD, Winter Haven
Michael Mercandetti, MD, Venice
Jasmine Mohadjer, MD, St. Petersburg
John M. Nassif, MD, Naples
Cassandra B. Onofrey, MD, North Palm Beach
Keshini Parbhu, MD, Windermere
James R. Patrinely, MD, FACS, Pensacola

Roshni U Ranjit-Reeves, MD, Riverview
Joseph J. Ross, MD, Sarasota
Peter A.D. Rubin, MD, FACS, Palm Beach Gardens
James C. Sanderson, MD, Oldsmar
Ryan T Scruggs, MD, Ormond Beach
Charles B. Slonim, MD, Tampa
John W. Snead, MD, FACS, Ft. Myers
Myron Tanenbaum, MD, Miami
Brian Tse, MD, Weston
David T. Tse, MD, FACS, Miami
William R. Vickers, MD, Port Saint Lucie
Ana Carolina Victoria, MD, Miami
Sara Tullis Wester, MD, Miami

GEORGIA

Eric B. Baylin, MD, Atlanta
Harvey "Chip" Cole, MD, FACS, Atlanta
Brent R. Hayek, MD, Atlanta
Thomas Kandl, Savannah
H. Joon Kim, MD, Atlanta
Seong Lee, MD, Atlanta
Michael Neimkin, MD, Atlanta
Javier Servat, MD, Marietta
Eugene M. Smith, MD, Atlanta
Dilip A. Thomas, MD, Augusta
Ted H. Wojno, MD, Atlanta

HAWAII

Thomas M. Kropp, MD, Kihei
Bradford W Lee, MD, Honolulu

IDAHO

Chad Harman Jackson, MD, Boise
Alan W. McInnes, MD, Eagle



ASOPRS MEMBERS

ILLINOIS

Vinay K. Aakalu, MD, MPH, Chicago
Amjad Z. Ahmad, MD, Lisle
John C. Choi, MD, Warrenville
Adam J. Cohen, MD, Glenview
Stuart Farris, MD, Springfield
Tamara R. Fountain, MD, Deerfield
James F. Kapustiak, MD, Merrionette Park
Gary S. Lissner, MD, Chicago
Peter MacIntosh, MD, Chicago
Milap P. Mehta, MD, MS, Northbrook
John Pak, MD, PhD, Wheaton
Paul Phelps, MD, Glenview
Allen M. Putterman, MD, Chicago
Noel D. Saks, MD, Park Ridge
Pete Setabutr, MD, Chicago
Hassan Shah, MD, Chicago
Grant W. Su, MD, Springfield
Preeti Thyparampil, MD, Chicago
Kathryn Paula Winkler, MD, Arlington Heights
Stephen Winkler, MD, Des Plaines

INDIANA

Richard A. Burgett, MD, FACS, Indianapolis
Scott R. Hobson, MD, FACS, Indianapolis
Stephen R. Klapper, MD, FACS, Carmel
John D. Langford, MD, FACS, Munster
Hui Bae Harold Lee, MD, FACS, Carmel
Ronald T. Martin, MD, FACS, Indianapolis
Douglas J Van Putten, Chesterton
Michael G. Welsh, MD, FACS, Indianapolis

IOWA

Keith D. Carter, MD, FACS, Iowa City
Douglas R. Casady, MD, West Des Moines
Peter D. Fries, MD, FACS, Bettendorf
Audrey Ko, MD, Des Moines
Daniel Repp, Davenport
Erin M. Shriver, MD, Iowa City

KANSAS

Fred S. Bodker, MD, Overland Park
Jemshed A. Khan, MD, Overland Park
David B. Lyon, MD, FACS, Leawood
Matthew Sniegowski, MD, Leawood
Jason A Sokol, MD, Prairie Village

KENTUCKY

Mark A. Cepela, MD, Crestview Hills
Christopher Compton, MD, Louisville
David E. Cowen, MD, FACS, Lexington
William R. Nunery, MD, FACS, Louisville
Peter Timoney, MD, Lexington

LOUISIANA

Jane J. Olson, MD, Baton Rouge
Priya D. Sahu, MD, New Orleans
Michael Worley, MD, New Orleans

MAINE

Zachary G. Klett, MD, Brewer

MARYLAND

Rosalie L. Bair, MD, Bethesda
Michael H. Boyle, MD, Severna Park
Ashley Campbell, Baltimore
Eva Chou, MD, Kensington
Thomas Copperman, MD, Annapolis
Albert S. Cytryn, MD, Bethesda
Parag D. Gandhi, MD, FACS, Rosedale
Michael P. Grant, MD, PhD, Baltimore
Francis Grumbine, MD, Towson
Marc J. Hirschbein, MD, FACS, Baltimore
James W. Karesh, MD, FACS, Chevy Chase
Sajeev S. Kathuria, MD, Lutherville
Brian J. Lee, MD, Ellicott City
Nicholas Mahoney, MD, Baltimore
Shannath L. Merbs, MD, PhD, FACS, Phoenix
Narieman A. Nik, MD, FACS, Silver Spring

Kevin I. Perman, MD, Bethesda
Fatemeh Rajaii, MD, PhD, Baltimore
Omaya H. Youssef, MD, MBA, FACS, Potomac
Chad C Zatezalo, MD, North Bethesda
Orin M. Zwick, MD, Annapolis

MASSACHUSETTS

Alison Callahan, MD, Boston
Scott M. Corin, MD, North Dartmouth
Steven J. Covici, MD, Springfield
Aaron Fay, MD, Fitchburg
Suzanne K. Freitag, MD, Boston
Neil D. Gross, MD, Lynn
Katrinka L. Heher, MD, Boston
Mitesh Kapadia, MD, PhD, Boston
Nahyoung Grace Lee, MD, Boston
Daniel R. Lefebvre, MD, FACS, Westwood
Victoria Starks, MD, Boston
Daniel J. Townsend, MD, Boston
Susan M. Tucker, MD, Reading
Michael K. Yoon, MD, Boston

MICHIGAN

Jasmina Bajric, MD, Grand Rapids
Mark Berkowitz, MD, Sterling Heights
Evan H. Black, MD, FACS, Troy
Hakan Demirci, MD, Ann Arbor
Victor M. Elner, MD, PhD, Ann Arbor
Barry R. Fuller, MD, Ypsilanti
Geoffrey J. Gladstone, MD, Southfield
Lawrence F. Handler, MD, Troy
Adam S. Hassan, MD, Grand Rapids
Shannon S. Joseph, MD, MSc, Ann Arbor
Alon Kahana, MD, PhD, Ann Arbor
Tiffany L Kent, MD, PhD, Grand Rapids
Craig D. Lewis, MD, East Lansing
Melissa Meldrum-Aaberg, MD, Grand Rapids
Christine C Nelson, MD, Ann Arbor
Frank A Nesi, MD, FACS, Southfield



ASOPRS MEMBERS

Francesca D. Nesi-Eloff, MD, Southfield
Dianne M. Schlachter, MD, Southfield
Peter J. Sneed, MD, Traverse City

MINNESOTA

Meredith Saylor Baker, MD, Edina
Elizabeth A. Bradley, MD, Rochester
Sheri L. DeMartelaere, MD, Minneapolis
Mohit A. Dewan, MD, Woodbury
Andrew R. Harrison, MD, Minneapolis
William J. Lipham, MD, FACS, Bloomington
Jill S. Melicher Larson, MD, Minnetonka
Ali Mokhtarzadeh, MD, Minneapolis
Eric R. Nelson, MD, Edina
Phillip M. A. Radke, MD, Minneapolis
Lilly Helene Wagner, MD, Rochester

MISSISSIPPI

David F. Jones, MD, Jackson
Kyle Lewis, MD, FACS, Jackson
Margaret E. Phillips, MD, Gulfport
Thomas M. Tann, MD, Oxford

MISSOURI

Adam G. Buchanan, MD, Kirkwood
Michael C. Chappell, MD, Kansas City
Steven M. Couch, MD, St. Louis
Philip L. Custer, MD, St. Louis
Gabriela M. Espinoza, MD, St. Louis
John B. Holds, MD, St. Louis
Kevin Kalwerisky, MD, St. Louis
Carisa Petris, MD, PhD, Columbia
William L. White, MD, Kansas City

NEBRASKA

Rao Chundury, MD, MBA, Omaha
Jeffrey C. Popp, MD, Omaha

NEVADA

Peter Lloyd Hildebrand, MD, FACS, Las Vegas
Marcus J. Ko, MD, Reno
Steven Leibowitz, MD, Las Vegas

NEW HAMPSHIRE

Marsha C. Kavanagh, MD, Portsmouth
David A. Weinberg, MD, FACS, Concord

NEW JERSEY

Richard C. Angrist, MD, Somerset
Susan R. Carter, MD, Chatham
David E. Freilich, MD, Englewood
Susan M. Hughes, MD, Cherry Hill
Ronald W. Kristan, MD, Holmdel
Paul D. Langer, MD, FACS, Short Hills
Simeon A. Lauer, MD, Hackensack
Henry Lee, MD, Warren
David B. Leventer, MD, Deal
James P. Milite, MD, Iselin
Janet M. Neigel, MD, FACS, Florham Park
Michael J. Richard, MD, Florham Park
Kira Lauren Segal, Chatham
Joseph Shovlin, MD, Princeton
Manoj M. Thakker, MD, Holmdel
Angela Veloudios, MD, FACS, Medford
Christine L. Zolli, MD, Union

NEW YORK

Joseph Michael Armenia, MD, Pittsford
Samuel Baharestani, MD, Smithtown
Anne Barmettler, MD, Long Island City
Thomas A. Bersani, MD, Syracuse
Nariman Boyle, MD, Setauket
Brian G. Brazzo, MD, New York
Bryant P. Carruth, MD, Syracuse
James Chelnis, New York
Lora Dagi Glass, MD, New York
David A. Della Rocca, MD, New York

Ebby Elahi, MD, New York
Joseph A. Eviatar, MD, FACS, New York
Kyle J. Godfrey, MD, New York
Andrew M. Goldbaum, MD, New York
Mithra O. Gonzalez, MD, Rochester
Robert H. Hill, MD, Syracuse
Peter Emmett Hurley, MD, Buffalo
Michael Kazim, MD, New York
Kayvan Keyhani, Yorktown Heights
Hindola Konrad, MD, FACS, New York
Irina V. Koreen, MD, PhD, Montebello
Brett S. Kotlus, MD, FACS, New York
Debra M. Kroll, MD, New York
Gary J. Lelli, MD, New York
Richard D. Lisman, MD, FACS, New York
Boaz J. Lissauer, MD, New York
Elizabeth A. Maher, MD, New York
Elysa McClintic, MD, MS, Lowman
Dale R. Meyer, MD, FACS, Albany (Slingerlands)
Payal J. Patel, MD, New York
Amiya Prasad, MD, Garden City
Harsha S. Reddy, MD, New York
Rand Rodgers, MD, New York
Robert M. Schwarcz, MD, New York
Roman Shinder, MD, Brooklyn
Katherine M. Whipple, Rochester
Edward J. Wladis, MD, FACS, Albany (Slingerlands)

NORTH CAROLINA

George J. Alter, MD, Charlotte
Christine C. Annunziata, MD, Charlotte
Valerie Hsinyen Chen, MD, Charlotte
Christina Choe, MD, Asheville
Jonathan J. Dutton, MD, PhD, Durham
George K. Escaravage, MD, Wilmington
Amy M. Fowler, MD, Cary
Molly L. Fuller, MD, PhD, Bermuda Run
Jeff B. Goldstein, MD, Asheville



ASOPRS MEMBERS

Roderick N. Hargrove, MD, Hickory
Ilya M. Leyngold, MD, Durham
Jonathan C. Lowry, MD, Morganton
Pradeep Mettu, MD, Cary
Alan E. Oester, MD, Wilmington
Charles D. Rice, MD, Lewisville
Tal Rubinstein, MD, Raleigh
Julie A. Woodward, MD, Durham
Renzo A. Zaldivar, MD, Cary

OHIO

Todd L. Beyer, DO, Tallmadge
Kenneth V. Cahill, MD, Columbus
Raymond I. Cho, MD, FACS, Columbus
Bryan Costin, MD, Brecksville
Craig N Czyz, DO, FACOS, FACS, Columbus
Jill A. Foster, MD, FACS, Columbus
Catherine J. Hwang, MD, FACS, Cleveland
Courtney Kauh, MD, MS, Upper Arlington
James L. Moses, MD, Canal Winchester
Cameron Brian Nabavi, MD, Columbus
Jeffrey A. Nerad, MD, FACS, Cincinnati
Jonathan Pargament, MD, Cincinnati
Julian D. Perry, MD, Cleveland
Mark Prendes, MD, Bay Village
Daniel Straka, MD, Columbus
Ronald E. Warwar, MD, Dayton

OKLAHOMA

Shannon G Cox, MD, Tulsa
Annie Moreau, MD, FACS, Oklahoma City
Scott C. Sigler, MD, Edmond
Jeremy Francis Tan, MD, Oklahoma City

OREGON

Chad M. Bingham, MD, Salem
Francisco Castillo, MD, Portland
Roger A. Dailey, MD, FACS, Portland
Laura Gadzala, Portland

John H. Hunts, MD, PhD, Eugene
John J. Koo, MD, Portland
John D. Ng, MD, MS, FACS, Portland
Bryce Radmall, MD, Wilsonville
Vivian Schiedler, MD, Ashland
Eric A. Steele, MD, Portland
Scot A. Sullivan, MD, Portland
Robert Tower, MD, Portland

PENNSYLVANIA

Nicholas J. Barna, MD, Hazelton
Randall L. Beatty, MD, Pittsburgh
Edward H. Bedrossian Jr, MD, FACS, Philadelphia
Jurij R. Bilyk, MD, Philadelphia
Alan B. Brackup, MD, FACS, Langhorne
Cesar A. Briceno, MD, Philadelphia
Daniel E. Buerger, MD, Pittsburgh
David G. Buerger, MD, Wexford
Jacqueline R. Carrasco, MD, FACS, Wynnewood
Phillip H. Choo, MD, Pittsburgh
Roxana Fu, Pittsburgh
Roberta E. Gausas, MD, Philadelphia
Joseph Giacometti, MD, Clarks Summit
Scott M. Goldstein, MD, Dresher
James A. Katowitz, MD, Philadelphia
William R Katowitz, MD, Philadelphia
Cari E. Lyle, MD, Pittsburgh
Sonul Mehta, MD, Philadelphia
Kenneth E. Morgenstern, MD, FACS, FAACS, Wayne
Ann P. Murchison, MD, MPH, Philadelphia
Thaddeus S. Nowinski, MD, Lansdale
Robert B. Penne, MD, Wynnewood
Michael Paul Rabinowitz, MD, Philadelphia
Sathyadeepak Ramesh, MD, Warrington
Karen Revere, Gladwyne
Richard E. Roth, DO, Kingston
Peter J. Sakol, MD, Mechanicsburg
Nora Siegal, MD, PhD, Lancaster

Stephen M. Soll, MD, FACS, Philadelphia
Mary A. Stefanyszyn-Woldin, MD, phila
Alison Huggins Watson, MD, Philadelphia
Allan E. Wulc, MD, FACS, Plymouth Meeting

RHODE ISLAND

Yoash R. Enzer, MD, Providence
R. Jeffrey Hofmann, MD, Providence
Michael E. Migliori, MD, FACS, Providence
Jamie L Schaefer, MD, Portsmouth

SOUTH CAROLINA

Rhonda V. Barrett, MD, Fort Mill
James B. Dickson, MD, FACS, Columbia
Andrew S. Eiseman, MD, Mount Pleasant
Thomas R. Mather, MD, Ladson
Stanley T Pace, MD, Greenville
Rakesh M. Patel, MD, Columbia
Balaji Perumal, MD, Greenville
David J. Remigio, MD, Bluffton
Galin J. Spicer, MD, Charleston

TENNESSEE

Behin Barahimi, MD, Nashville
Brian S. Biesman, MD, Nashville
Carolee Marie Cutler Peck, MD, MPH, Knoxville
Kelly R. Everman, MD, Brentwood
James Christian Fleming, MD, Memphis
Brian T. Fowler, MD, Germantown
Herbert J. Glatt, MD, Knoxville
Kim A Klippenstein, MD, Nashville
Louise A. Mawn, MD, Nashville
Trey A Pegram, MD, Clarksville
Deborah D. Sherman, MD, Nashville
Rachel K. Sobel, MD, Nashville
Ralph E. Wesley, MD, Nashville
Matthew W. Wilson, MD, FACS, Memphis
Rex A. Yannis, MD, Chattanooga



ASOPRS MEMBERS

TEXAS

Audrey E. Ahuero, MD, FACS, Houston
Mark Alford, MD, Fort Worth
Richard C. Allen, MD, PhD, FACS, Houston
Malena M. Amato, MD, FACS, Austin
Kathleen F. Archer, MD, Houston
Sean M. Blaydon, MD, FACS, Austin
Emily M Bratton, MD, Austin
Christopher J. Calvano, MD, PhD, San Antonio
Imtiaz A. Chaudhry, MD, PhD, FACS, Houston
Brett Davies, MD, San Antonio
Christopher M. DeBacker, MD, San Antonio
Vikram D. Durairaj, MD, FACS, Austin
Bita Esmaeli, MD, FACS, Houston
Constance Fry, MD, San Antonio
Grant Gilliland, MD, Dallas
Matthew A. Hammons, MD, Fort Worth
David E.E. Holck, MD, San Antonio
Donald A. Hollsten, MD, San Antonio
Jordan Hollsten, MD, San Antonio
Kamel M. Itani, MD, Dallas
Krishna Priya Kalyam, MD, Plano
Ronald Mancini, MD, FACS, Dallas
Randy O. Mauffray, MD, San Antonio
Mark L. Mazow, MD, Dallas
Timothy J. McCulley, MD, Houston
Helen Merritt, Dallas
Carrie L. Morris, MD, Southlake
W. John Murrell, MD, Amarillo
Tanuj Nakra, MD, Austin
Sean Paul, MD, Austin
Margaret Leslie Pfeiffer, MD, Dallas
Paul Proffer, MD, Amarillo
Karina Richani, MD, Houston
Rene S. Rodriguez-Sains, MD, FACS, Lubbock
Todd R. Shepler, MD, Cedar Park
Debra J. Shetlar, MD, Houston
Marie Somogyi, MD, Austin

Charles N.S. Soparkar, MD, PhD, FACS, Houston
Jordan David Spindle, MD, Tyler
Natalie A. Stanciu, MD, Austin
John Tong, MD, Grapevine
Ivan Vrcek, MD, FACS, Dallas
Michael T. Yen, MD, Houston

UTAH

Conley B. Call, MD, Spanish Fork
Albert J. Dal Canto, MD, PhD, Sandy
Kian Eftekhari, Salt Lake City
Todd B. Engen, MD, Provo
Matheson A. Harris, MD, Salt Lake City
Jackson F. Lever, MD, Ogden
Douglas P. Marx, MD, North Salt Lake
John D. McCann, MD, PhD, Sandy
Bhupendra C.K. Patel, MD, Salt Lake City

VERMONT

Katherine A. Lane, MD, South Burlington

VIRGINIA

William H. Bearden, MD, FACS, Richmond
Maria Kirzhner, MD, Charlottesville
Nicole Langelier, MD, Richmond
Tamer N Mansour, Arlington
Maryam Nazemzadeh, MD, Ashburn
Nicholas A. Ramey, MD, Roanoke
Marc Shields, MD, Staunton
Dimitrios Sismanis, MD, Richmond

WASHINGTON

Arash Jian Amadi, MD, FACS, Seattle
Talmage Broadbent, MD, PhD, Spokane
Tim P. Carey, MD, Seattle
Christopher B. Chambers, MD, Seattle
Holly Chang, MD, FACS, Bellevue
Mauricio R. Chavez, MD, Vancouver
Eric A. Cole, MD, Silverdale

Matthew J. Hauck, MD, Vancouver
Man K. Kim, MD, Seattle
Kevin S. Michels, MD, Spokane
Alexander On, MD, Seattle
C. Blake Perry, Tacoma
David V Pratt, MD, Tacoma
Nicholas T. Ranson, MD, Spokane
Yasmin Shayesteh Chambers, MD, Seattle
Bryan S. Sires, MD, PhD, FACS, Kirkland
Kristin J. Tarbet, MD, Bellevue
Troy J. Woodman, MD, Tacoma

WEST VIRGINIA

James W. Gigantelli, MD, Charleston
John Nguyen, MD, Morgantown
Jennifer A. Sivak-Callcott, MD, Morgantown

WISCONSIN

Cat N. Burkat, MD, FACS, Madison
Smith Ann M Chisholm, MD, Milwaukee
Daniel L. Dale, MD, Green Bay
Mark T. Duffy, MD, PhD, Green Bay
Neda Esmaili, MD, Milwaukee
Greg J. Griepentrog, MD, FACS, Milwaukee
Gerald J. Harris, MD, FACS, Milwaukee
Mark J. Lucarelli, MD, FACS, Madison
Bruce M. Massaro, MD, Milwaukee
John G. Rose, MD, MBA, Madison
Suzanne W van Landingham, MD, Madison
Timothy S. Wells, MD, Milwaukee



ASOPRS MEMBERS

AUSTRALIA

Ian C. Francis, MD, FRACS, Chatswood, NSW
Alan A. McNab, MB BS, DMedSc, East Melbourne, Victoria
Brett A. O'Donnell, MBBS, FRCOphth, FRANZCO, FRCS, St. Leonards, NSW
Timothy J. Sullivan, FRANZCO, Brisbane, Queensland
Angelo Tsirbas, MD, Sydney

BARBADOS

Kim Jebodhsingh, MD, St. Michael

CANADA

Stephen M. Baker, MD, FRCSC, Victoria
Mounir Bashour, MD, Montreal
Michel Belliveau, Ottawa
Jean D. Carruthers, MD, FRCSC, Vancouver
Dan DeAngelis, MD, FRCSC, Mississauga
Peter J. Dolman, MD, FRCSC, Vancouver
Chaim Edelstein, MD, Montreal
Harmeet S. Gill, MD, FACS, North York
Morris E. Hartstein, MD, Raanana
John T. Harvey, MD, Dundas
Ahsen Hussain, MD, FRCOphth, Halifax
Imran Jivraj, Edmonton
David R. Jordan, MD, FACS, Ottawa
Evan Kalin-Hajdu, Montreal
Femida Kherani, MD, FRCSC, Vancouver
Vladimir Kratky, MD, FRCSC, Kingston
Navdeep Nijhawan, MD, FRCSC, Oshawa
Karim G. Punja, MD, Calgary
Andrew Ting, MD, FRCSC, Edmonton
Nancy A. Tucker, MD, Toronto

GREECE

George C. Charonis, MD, Athens

HONG KONG

Marcus M. Marcet, MD, Happy Valley

ISRAEL

Morris E. Hartstein, MD, Raanana

PUERTO RICO

Joseph P. Campbell, MD, Bayamon
Jose Raul Montes, MD, FACS, FACCS, San Juan
Noel Perez, MD, Guaynabo



ASOPRS LIFE MEMBERS

Our distinguished Life Members have reached the age of 70 and/or retired fully from practice.

UNITED STATES OF AMERICA

ALABAMA

Bert Bowden, MD, Grant

ARIZONA

Norman C. Ahl, MD, Tucson
Robert M. Dryden, MD, FACS, Tucson
Robert Rubenzik, MD, Glendale

ARKANSAS

T. David I. Wilkes, MD, FACS, Little Rock

CALIFORNIA

Craig E. Berris, MD, Sacramento
F. Dean Berry, MD, Los Angeles
William P. Chen, MD, Irvine
W. Andrew Cies, MD, Newport Beach
Howard Conn, MD, Laguna Beach
Don S. Ellis, MD, Del Mar
Arthur Tyrone Glover, MD, Gold River
Conrad K. Hamako, MD, Freedom
Eva H. Hewes, MD, Los Altos
David F. Kamin, MD, Los Angeles
Roger Kohn, MD, Santa Barbara
Robert E. Levine, MD, Beverly Hills
Alfred C. Marrone, MD, Torrance
Marlon Maus, MD, MPH, Berkeley
William J. Meecham, MD, Novato
George L. Paris, MD, Atherton
Arthur C. Perry, MD, FACS, La Jolla
J. Earl Rathbun, MD, Santa Rosa
David Savar, MD, FACS, Beverly Hills
Carl S. Shibata, MD, Glendale
Norman Shorr, MD, FACS, Beverly Hills
Barry R. Smith, MD, Visalia
Christopher Stephenson, MD, San Diego

William B. Stewart, MD, San Rafael
John H. Sullivan, MD, San Jose
Kenneth P. Vestal, MD, Laguna Niguel

COLORADO

David W. Bishop, MD, Durango
Michael John Hawes, MD, Englewood
David J.B. Singer, MD, FACS, Aspen
Eugene O. Wiggs, MD, Denver

CONNECTICUT

Mark C. Ruchman, MD, Southbury

DISTRICT OF COLUMBIA

Paul T. Gavaris, MD, Washington
Francis La Piana, Washington

FLORIDA

Richard M. Chavis, MD, Boca Raton
Mark R. Levine, MD, Palm Beach Gardens
Howard J. Loff, MD, Atlantic Beach
Gordon R. Miller, MD, Miami Beach
Robert B. Mondshine, MD, Bal Harbour
Ernst Nicolitz, MD, Jacksonville
Jay J. Older, MD, FACS, Tampa
Michael Patipa, MD, West Palm Beach
Gary S. Weinstein, MD, FACS, Boca Raton

GEORGIA

Michael S. Landa, MD, Savannah
Clinton D. McCord, MD, Atlanta
Gregory J. Vaughn, MD, Atlanta

ILLINOIS

Daniel L. McLachlan, MD, Hinsdale

KANSAS

Joel M. Leibsohn, MD, Mission Hills

KENTUCKY

Joe Franklin Arterberry, MD, FACS, Louisville
M. Douglas Gossman, MD, Louisville
William N. Offutt, MD, Lexington

LOUISIANA

Thomas C. Naugle, MD, New Orleans
Howard S. Reitman, MD, Metairie
Robert A. Schimek, MD, New Orleans

MAINE

A. Jan Berlin, MD, FACS, South Freeport

MARYLAND

Marcos T. Doxanas, MD, Baltimore

MASSACHUSETTS

Charles K. Beyer-Machule, MD, Wellesley
Jack Chalfin, MD, FACS, Dennis
Stephen T. Conway, MD, Seekonk
Sam Goldberger, MD, Newton
Arthur S. Grove, MD, Cambridge
Francis C. Sutula, MD, Cambridge

MICHIGAN

James L. Adams, MD, Ypsilanti
Murray D. Christianson, MD, FRCSC, FACS, Detroit
David M. Reifler, MD, FACS, Grand Rapids

MINNESOTA

George B. Bartley, MD, Rochester
Richard P. Carroll, MD, FACS, Minneapolis
Lawrence H. Quist, MD, Minnetonka
John J. Woog, MD, Rochester

MISSISSIPPI

David R. Segrest, MD, Jackson



ASOPRS LIFE MEMBERS

MISSOURI

Don Liu, MD, Columbia

NEBRASKA

John D. Griffiths, MD, Omaha
Frederick A. Mausolf, MD, Lincoln

NEVADA

Janice E. Eggert, MD, Las Vegas
Weldon E. Havins, MD, FACS, Henderson

NEW HAMPSHIRE

William J. Rosen, MD, Hanover

NEW JERSEY

Pierre Guibor, MD, PA, Secaucus

NEW YORK

Alvin H. Brackup, MD, Long Island City
Ira Eliasoph, MD, White Plains
Perry F. Garber, MD, Port Washington
Carmen Guberina, MD, New York
Ira S. Jones, MD, New York
John C. Merriam, MD, New York
Richard S. Muchnick, MD, New York
Janet L. Roen, MD, New York
Daniel P. Schaefer, MD, FACS, Amherst
Jeffrey Schiller, MD, New York
Hampson A. Sisler, MD, New York

NORTH CAROLINA

Frank H. Christensen, MD, Chapel Hill
Gary T. Raflo, MD, Concord
R. Patrick Yeatts, MD, Winston-Salem

OHIO

John D. Bullock, MD, MPH, MS, Kettering
John A. Burns, MD, Columbus
Dwight R. Kulwin, MD, Cincinnati

OKLAHOMA

Sterling S. Baker, MD, Edmond

OREGON

Francis T. Shotton, MD, FACS, Corvallis
John L. Wobig, MD, MBA, FACS, Portland

PENNSYLVANIA

Marc S. Cohen, MD, FACS, Bala Cynwyd
Joseph C. Flanagan, MD, Wynnewood
Stuart H. Goldberg, MD, Lancaster
John J. Schietroma, MD, FACS, Harrisburg
Jerry A. Shields, MD, Philadelphia

SOUTH CAROLINA

Dennis Galbraith, MD, Chapin
Joseph A. Mauriello, MD, Charleston

TENNESSEE

Robert R. Waller, MD, Memphis

TEXAS

Edwin C. Augustat, MD, Fort Worth
Milton Boniuk, MD, Houston
R. Larry Brenner, MD, Sugar Land
Timothy W. Doucet, MD, Conroe
John Norris Harrington, MD, FACS, Dallas
Charles R. Leone, MD, San Antonio
Fay E. Millett, MD, El Paso
David H. Saunders, MD, Dallas
John W. Shore, MD, Fredericksburg
Robert B. Wilkins, MD, Houston
Martha Wilson, San Antonio

UTAH

Richard L. Anderson, MD, Salt Lake City
Douglas P. Felt, MD, Ogden
Steven T. Jackson, MD, Salt Lake City

VIRGINIA

Kurt W.L. Guelzow, MD, Roanoke

Polly A. Purgason, MD, Richmond

John G. Yassin, MD, Arlington

WASHINGTON

J. Timothy Heffernan, MD, Seattle
Robert A. Mazzoli, MD, FACS, Steilacoom
James Orcutt, MD, PhD, Lopez Island
John Van Gemert, Spokane

WEST VIRGINIA

John V. Linberg, MD, Morgantown

WISCONSIN

Richard K. Dortzbach, MD, Middleton
Russell S. Gonnering, MD, MMM, FACS, Elm Grove
Bradley N. Lemke, MD, Sun Prairie

AUSTRALIA

Ross S. Benger, MD, Drummoyne, New South Wales
Peter A. Rogers, MD, Killara

CANADA

Bryan Arthurs, MD, Montreal
Frank V. Buffam, MD, CM, Vancouver
Martin Kazdan, MD, Toronto
James H. Oestreicher, MD, FRCSC, Toronto
Robert C. Pashby, MD, Toronto
S. Joseph Weinstock, MD, Toronto

REPUBLIC OF KOREA

Sang Yeul Lee, MD, Seoul

MEXICO

Daniel Silva, MD, Mexico City

UNITED KINGDOM

Richard Collin, MA, FRCS, DO, London
John E. Wright, MD, Rickmansworth



ASOPRS INTERNATIONAL LIFE MEMBERS

FRANCE

Jean-Paul Adenis, MD, Limoges

GERMANY

Rudolf F. Guthoff, MD, Rostock
Eszter von Lovenberg-Proemper, Meerbusch

ASOPRS HONORARY MEMBERS

CANADA

Jack Rootman, MD, FRCSC, Vancouver

PUERTO RICO

Guillermo Pico, MD, San Juan

UNITED KINGDOM

John C. Mustarde, MD, Ayr, South Ayrshire
Geoffrey E. Rose, DSc, MS, FRCS, FRCOphth,
London

UNITED STATES OF AMERICA

MICHIGAN

Ian T. Jackson, MD, Southfield

MINNESOTA

James A. Garrity, Rochester

OHIO

Francis A. Papay, MD, Cleveland

PENNSYLVANIA

Linton A. Whitaker, MD, Wynnewood



ASOPRS INTERNATIONAL ASSOCIATE MEMBERS

ARGENTINA

Martin H. Devoto, MD, Buenos Aires
Maria Constanza Mansur, Pilar
Daniel Weil, Buenos Aires

AUSTRALIA

Jennifer Danks, MB BS, FRANZCO, Dee Why
Rodger P Davies, MD, Hawthorn
Brent J Gaskin, FRANZCO, Mornington, VIC
Jwu Jin Khong, Hawthorn
Brent Skippen, FRANZCO, Wagga Wagga
Charles S Su, MD, East Melbourne
Geoffrey A. Wilcsek, MB BS, FRANZCO,
Bondi Beach

BRAZIL

Lucieni Cristina Barbarini Ferraz, MD, PhD, Bauru
Antonio Augusto Velasco Cruz, MD, Ribeirao Preto
Stefania Barbosa Diniz, MD, Brasilia-DF
Filipe José Pereira, MD, Florianopolis,
Santa Catarina
Nilson Lopes Fonseca Jr, MD, PhD, Sao Paulo
Gustavo Guerra, MD, Volta Redonda
Rosana Hannouche, MD, Goiania - GO
Roberto M. Limongi, MD, Goiania-Go
Suzana Matayoshi, Sao Paulo
Aline Pimentel De Miranda, MD, Sao Paulo
Maria Antonieta Ginguerra Nascimento, Sao Paulo
Midori H. Osaki, MD, PhD, Sao Paulo
Tammy H. Osaki, MD, PhD, Sao Paulo
Allan Christian Pieroni Goncalves, MD, PhD,
Sao Paulo
Fernando Procianoy, MD, PhD, Porto Alegre
Murilo A. Rodrigues, MD, Belo Horizonte
Silvia Rodrigues, MD, Belo Horizonte
Juliana de Filippi Sartori, MD, PhD, Sao Paulo
Silvana Artioli Schellini, Botucatu
Andre Luis Silva, MD, PhD, Sao Paulo

CANADA

Zainab Y. Alhabbab, MD, Mississauga
Lorne Bellan, MD, FRCS, Winnipeg
Edsel B. Ing, MD, MPH, MS, Toronto
Patrick Yang, MD, Sidney

CHILE

Rosa Maria Balcells, MD, Santiago
Rodrigo Javier Poblete, MD, Santiago

CHINA

Dongmei Li, MD, Beijing
Honglei Liu, MD, Xi'an City
Jiang Qian, MD, Shanghai
Huifang Zhou, MD, PhD, Shanghai

COLUMBIA

Martha C. Arango Munoz, MD, Medellin
Alberto Luis Diaz, MD, Bucaramanga
Angela M. Dolmetsch, MD, Cali
Marco A. Gallon, MD, Cali
Cristina Gonzalez, MD, Medellin
Gabriel Jimenez Onofre, MD, Bogota
Luz Marina Melo, MD, Barranquilla

COSTA RICA

Abraham I Gomez Hernandez, MD, San José
Chun Cheng Lin Yang, MD, MSc, Escazu

DOMINICAN REPUBLIC

Melvin Santana Severino, MD, San Pedro de Macoris

EGYPT

Mohammad A. Abdulhafez, MD, FRCS, Cairo

GERMANY

Ulrich Hugo Schaudig, MD, Hamburg

GREECE

Ioannis Mavrikakis, MD, PhD, Athens

HONG KONG

John S. Chang, MD, Happy Valley
Kelvin Kam-lung Chong, MBChB, FCOphth,
Hong Kong

INDIA

Mohammad Javed Ali, Hyderabad
Ashok Kumar Grover, New Delhi
Adit Gupta, MD, Mumbai
Santosh G Honavar, MD, FACS, Hyderabad
Milind N. Naik, MD, Hyderabad
Akshay Gopinathan Nair, MD, Mumbai
Debraj Shome, MD, FACS, FAACS, Mumbai

ISLAMIC REPUBLIC OF IRAN

Mohsen B. Kashkouli, MD, Tehran
Farzad Pakdel, Tehran

ISREAL

Guy Ben Jonathan Simon, MD, Ramatgan

ITALY

Francesco Pietro Bernardini, MD, Genova
Francesco M Quaranta-Leoni, MD, Rome

JAPAN

Tomoyuki Kashima, MD, PhD, Gunma
Masashi Mimura, MD, Takatsuki City, Osaka

JORDAN

Qasim J. Nasser, MBBS, MRCOphth, FRCS, MS,
Amman



ASOPRS INTERNATIONAL ASSOCIATE MEMBERS

LEBANON

Ramzi Alameddine, MD, Beirut

MEXICO

Sara Plazola, MD, Mexico City
Guillermo Salcedo, MD, Mexico City

NORWAY

Vibeke Vagle, MD, Sandnes

PHILIPPINES

Reynaldo M. Javate, MD, Manila

SAUDI ARABIA

Adel Alsuhaibani, MD, Riyadh

SINGAPORE

ChaiTeck Choo, Singapore
Lee Hooi Lim, MD, Singapore
Gangadhara Sundar, MD, FRCSEd, FAMS, Singapore

SOUTH AFRICA

Mpopi Nthabiseng Lebohang Lenake, MBChB,
FCOphth, Cape Town
Philip C. Peirce, MBBCh, FCS, SA, Johannesburg

SOUTH KOREA

Minwook Jacob Chang, MD, PhD, Goyang-si
Wonkyung (Viviana) Cho, MD, PhD, Seoul
Sang In Khwarg, MD, Seoul
Yoon-Duck Kim, MD, PhD, Seoul
Hwa Lee, Ansan
Min Joung Lee, MD, Seoul
Helen Lew, MD, PhD, Seongnam
Ho-Seok Sa, MD, PhD, Seoul
Seongwook Seo, JinJu
Kyung In Woo, MD, Seoul
Suk-Woo Yang, MD, PhD, Seoul
Jin Sook Yoon, MD, PhD, Seoul

SPAIN

Miguel Gonzalez-Candial, MD, PhD, Barcelona
Jose Nieto Enriquez, MD, Barcelona

THAILAND

Nattapol Pokawattana, MD, Bangkok

TURKEY

Yonca Arat, MD, FRCSC, Ankara
Altug Cetinkaya, MD, Ankara
Pelin Kaynak, MD, Istanbul

UNITED ARAB EMIRATES

Habibullah Eatamadi, MD, FRCS-(Ed), Deira-Dubai

UNITED KINGDOM

Harpreet Singh Ahluwalia, MBBS, MRCOphth, FRCS,
MS, Solihull
Julian De Silva, MD, MBBS, London
Daniel G. Ezra, MD, FRCOphth, London
Raman Malhotra, FRCOphth, East Grinstead
Rachna Murthy, FRCOphth, Ashley
Jane Olver, MD, FRCOphth, London
Costas Papageorgiou, London
Farhan Ahmed Qureshi, Manchester
Jonathan C P Roos, MD, PhD, London
Suresh Sagili, Newport
Raghavan Sampath, FRCOphth, Leicester
Pari N Shams, MD, London

URUGUAY

Gabriel Pignata, Montevideo





AMERICAN ACADEMY
OF OPHTHALMOLOGY®

Don't Miss the 2021 Oculofacial Plastic Surgery Subspecialty Day

New Orleans | Sat., Nov. 13

Gain Expert Insights You Can Apply to Your Practice

Your in-person registration for Oculofacial Plastic Surgery Subspecialty Day includes:

- Flexibility to float among all Subspecialty Day meetings on Saturday
- Virtual and on-demand access to the Saturday Subspecialty Day educational content
- Access to the AAO 2021 Expo on Saturday

Virtual-only registrations also available.

Go to aao.org/registration for in-person or virtual registration.



Program Directors:
Catherine J Hwang MD
Thomas E Johnson MD

In conjunction with the American
Society of Ophthalmic Plastic and
Reconstructive Surgery



Subspecialty Day
AAO 2021

Protecting Sight. Empowering Lives.®

ASOPRS RECIPROCAL SOCIETIES

ASOPRS recognizes international societies of oculofacial plastic surgery as Reciprocal Societies when the societies have specific requirements related to the practice of oculofacial plastic surgery for membership and conduct an annual meeting with primary emphasis on oculofacial plastic surgery to which ASOPRS members are invited to attend. Becoming a Reciprocal Society also allows members of that society to apply as International Associate Members of ASOPRS on Pathway A of the ASOPRS international associate membership process.

ASOPRS is pleased to share a Reciprocal Society relationship with the following societies:

Asia Pacific Society of
Ophthalmic Plastic &
Reconstructive Surgery
(APSOPRS)



Iranian Society of Ophthalmic
Plastic & Reconstructive Surgery
(IrSOPRS)



Asociación Colombiana de
Cirugía Plástica Ocular (ACPO)



Mexican Society of Oculoplastics

Oculoplastics Society of India
(OPAI)



Australian and New Zealand
Society of Ophthalmic Plastic
Surgeons (ANZSOPS)



Sociedad Argentina de Plástica
Ocular (SAPO)



Belgian Society of Ophthalmic
Plastic and Reconstructive
Surgery (BSOPRS)



Sociedade Brasileira de Cirurgia
Plástica Ocular (SBCPO)



British Oculoplastic Surgery
Society (BOPSS)



Sociedad Chilena de
Oculoplástica Órbita y Cirugía
Reconstructiva (SOCHOP)



European Society of Ophthalmic
Plastic and Reconstructive
Surgery (ESOPRS)



South African Society of
Oculoplastic Surgeons



FOUNDATION DONORS

ASOPRS Foundation Gratefully Acknowledges our Foundation Donors

LEGACY SOCIETY

Richard Carroll, MD
Michael J. Hawes, MD

James “Chris” Fleming, MD
James Moses, MD

FOUNDER’S CIRCLE | \$50,000+

Darlene J. and Richard Carroll, MD Family Fund
Michael J. Hawes, MD
Ralph E. Wesley, MD

PRESIDENT’S CIRCLE | \$20,000-\$49,999

Edwin C. Augustat, MD
George F. Buerger, Jr., MD
Harvey “Chip” Cole, III, MD
Craig Czyz, DO
Roger A. Dailey, MD
Dr. & Mrs. James Christian Fleming
Leo Model Foundation/Roberta E. Gausas, MD
James L. Hargiss, MD
John B. Holds, MD
Dr. Robert & Margaret Kennedy

Mark R. Levine, MD
Guy Massry, MD
William R. Nunery, MD
Jerry K. Popham, MD
Dr. Arthur J. and Elizabeth A. Schaefer
Dr. and Mrs. Orkan G. Stasior
Karen Lee Taylor
Scott Wheeler/Gunther Weiss Scientific
John L. Wobig, MD

TRUSTEE’S CIRCLE | \$15,000-\$19,999

David B. Lyon, MD
James Moses, MD
Daniel P. Schaefer, MD

BENEFACTORS | \$10,000-\$14,999

Kevin A. Beadles, MD
Evan H. Black, MD
John A. Burns, MD
Tamara Fountain, MD

Scott M. Goldstein, MD
Michael Kazim, MD
Jan W. Kronish, MD

**Donations to the Foundation are recorded cumulatively and donors are acknowledged at the appropriate level. A complete list of donors is documented here, as of September 29, 2021.*



FOUNDATION DONORS

GOLD PATRON | \$5,000-\$9,999

Joe F. Arterberry, MD	Dr. Mrs. John N. Harrington	Mark J. Lucarelli, MD
Thomas A. Bersani, MD	Albert Hornblass, MD	Dale R. Meyer, MD
Kenneth V. Cahill, MD	James Karesh, MD	Dr. and Mrs. David Reifler
John P. Fezza, MD & Family	Jemshed A. Khan, MD	Stuart and Marilou Seiff, MD
Jill A. Foster, MD	Man Kim, MD	David B. Soll, MD

SILVER PATRON | \$2,500-\$4,999

Wade Brock, MD	Joseph A. Mauriello, Jr., MD	Michael J. Richard, MD
Steven Couch, MD	Michael and Marianne Migliori, MD	Bryan Sires, MD
Richard K. Dortzbach, MD	Frank A. Nesi, MD	Peter J. Sneed, MD
Yosash R. Enzer, MD	John D. Ng, MD	Christopher Stephenson, MD
Robert G. Fante, MD	William N. Offutt, IV, MD	Jeremiah P. Tao, MD
Gerald J. Harris, MD	J. Justin Older, MD	Edward J. Wladis, MD
Don O. Kikkawa, MD	Arthur C. Perry, MD	Ted Wojno, MD
Richard D. Lisman, MD	Julian D Perry, MD	

BRONZE PATRON | \$1,000-\$2,499

Chris Alabiad, MD	Jeffrey P. Edelstein, MD	Bobby S. Korn, MD, PhD	George L. Paris, MD
Mark A. Alford, MD	Gil A. Epstein, MD	Elliot Korn, MD	Karim Punja, MD
Richard L. Anderson, MD	Bitas Esmali, MD	Andrea Kossler, MD	Allen M. Putterman, MD
Edward H. Bedrossian, Jr., MD	Douglas P. Felt, MD	Stephen J. Laquis, MD, FACS	J. Earl Rathbun, MD
Charles K. Beyer-Machule, MD	Suzanne K. Freitag, MD	Katherine A. Lane, MD	Janet L. Roen, MD
Elizabeth Bradley, MD	Perry Garber, MD	Simeon A. Lauer, MD	Paul N. Rosenberg, MD
Mark S. Brown, MD	Robert A. Goldberg, MD	Daniel R. Lefebvre, MD	Peter A.D. Rubin, MD, FACS
Dr. and Mrs. Daniel E. Buerger, MD	Stacia H. Goldey, MD	Alan M. Lessner, MD	Jeffrey Schiller, MD
David G. Buerger, MD	Jeff B. Goldstein, MD	Peter S. Levin and Lisa Voge-Levin Family Fund	Debra J. Shetlar, MD
Cat N. Burkat, MD	Gregory J. Griepentrog, MD	William J. Lipham, MD	John W. Shore, MD
Keith D. Carter, MD, FACS	Brian D. Haas, MD	William & Stephanie Mack, MD	Matthew Sniegowski, MD
Susan R. Carter, MD	Lawrence F. Handler, MD	Lisa A. Mansueto, MD	Sunlight Foundation
Karen L. Chapman, MD	Roderick N. Hargrove, MD	Mark L. Mazow, MD	TOC Eye and Face
John C. Choi, MD	Adam S. Hassan, MD	M. Polly McKinstry, MD	Claude Warren, III, MD
David E. Cowen, MD	David E.E. Holck, MD	Melissa Meldrum-Aaberg, MD	Gary S. Weinstein, MD
Philip L. Custer, MD	Jennifer Hui MD	Dr. & Mrs. Thomas Naugle Jr.	Michael G. Welsh, MD, FACS
Daniel L. Dale, MD	David Jordan, MD	Janet Neigel, MD	Michael T. Yen, MD
Christopher M. DeBacker, MD	James A. Katowitz, MD	Christine C. Nelson, MD	Christopher Zoumalan, MD
Kathleen M. Duerksen, MD, FACS	William R. Katowitz, MD	Network for Good	
Vikram D. Durairaj, MD	Tiffany Kent, MD	Jane J. Olson, MD	
Jonathan J. Dutton, MD	Femida Kherani, MD		



FOUNDATION DONORS

Audrey E. Ahuero, MD
Mohammad J. Ali, MD
Richard C. Allen, MD, PhD
Malena M. Amato, MD
Susan Amirgholizadeh, MEDDEV
Kathleen F. Archer, MD
Lynn Armstrong
Michael Azar
Bethany and Sayed Badrawi
Rosalie L. Bair, MD
Jasmina Bajric, MD
Newell Baker
Stephen M. Baker, MD, FRCS
Sterling S. Baker, MD
Harold Ballitch, MD
Behin Barahimi, MD
Anna Barmettler, MD
George Bartley, MD
Barbara FitzGerald Beatty
Gerald Behrens
Maziar Bidar, MD
Brian S. Biesman, MD
Chad M Bingham, MD
Alexander Blandford, MD
Sean M. Blaydon, MD
Richard Boalbey
Fred S. Bodker, MD
James & Lynn Boedeker
Mary Ann Bogdan
Stephen Bosniak, MD
Bert Bowden, MD
Jim and Joan Bowers
Cynthia A. Boxrud, MD
Edwin & Nancy Boyer
Nariman Boyle, MD
Jana Brennan
Vic & Valerie Bricka
Jean and Milton Bruce
Adam Buchanan, MD
Amy Burner
Michael A. Burnstine, MD
Robert Busch (BRILOR)
Conley B. Call, MD
Jorge Camara, MD
Joann and Rusty Campolo
Tim P. Carey, MD
Bryant Carruth, MD
Patricia Cerni
John Cetner
John S. Chang, Jr., MD
Imtiaz A. Chaudhry, MD, PhD
Steven Chen, MD, FACS
Valerie Chen, MD
Raul & Mary Lou Chipongian
Raymond Cho, MD
Christina Choe, MD
Philip Choo, MD
Eva Chou, MD
Frances Coe
Community Foundation of Utah
Rochelle Cotugno
Steven Covici, MD
Mark Cox
Catherine E. Cuite, MD
Sara Custer
Albert Dalcanto, MD
Brett Davies, MD
John & Arlene Dayton
Dan DeAngelis, MD
Karen DeAngelis, MD

Robert C. Della Rocca, MD
Sheri L. Demartelaere, MD
James B. Dickson, MD, FACS
Peter J. Dolman, MD
Angela M. Dolmetsch, MD
Steven C. Dresner, MD
Barbara & Robert Dunkelmann
Ron and Dianne Dunnington
Kian Eftekhari, MD
John Eggleston
Ken Elkins
Valerie Elmalem
Tarek El-Sawy, MD
Timothy Engelbrecht
Todd B. Engen, MD
George K. Escaravage, MD
Neda Esmaeli, MD
Gabriela Espinoza
Robert P. Farrell
Aaron Fay, MD
Kenneth A. Feldman, MD
Amy Fowler
Ian C. Francis, MD
L. Neal & Shelley Freeman
Deborah Friebe
Peter Fries, MD
Bartley R. Frueh, MD
Barry R. Fuller, MD
Lauren Z. Gavaris, MD
Paul T. Gavaris, MD
GI Department Sunshine Club
Parag Ghandi, MD
Joseph Giacometti, MD
James W. Gigantelli, MD
Geoffrey J. Gladstone, MD
Katherine G. Gold, MD
Andrew Goldbaum, MD
Kelly Graham
Robert Graham
Kurt W.L. Guelzow, MD
Pierre Guibor, MD
Barrett G. Haik, MD, FACS
Marsha Hall & Edward Warren
Thomas Hanley
Elizabeth Hansen
Matheson A. Harris, MD
Andrew R. Harrison, MD
Carol M. Hawks
Michael Hayes
Brent R. Hayek, MD
Fermida Hayek, MD
Grant W. Heinz, MD
Clair Hensler & Robert Hughes, MD
Mark Heffernan
George Hill, MD
John B. Hill
Robert H. Hill, MD
Marc J. Hirschbein, MD, FACS
Scott Hobson, MD
R. Jerry Hofman, MD
Holland, Johns, Schwartz & Penny, L.L.P
Joy Holland
Kelly Holley
Don A. Hollsten, MD
John Holmes
Ken Hughes & Associates
Susan M. Hughes, MD
Alfred & Regina Humphrey
Dr. and Mrs. Francis Hurite
Julie, Ken & Morgan Husa

FRIEND | UNDER \$1,000

Edsel B. Ing, MD, FRCS
Bud and Marian Itzen
Srinivas Iyengar, MD
Thomas Johnson, MD
Verdi Johnson
David F. Jones, MD
Scott Jones, MD
Mary Jotte
Alon Kahana, MD
Kelly Kaiser
Kevin Kalwerisky, MD
Sara A. Kaltreider, MD
Mitesh Kapadia, MD
Sajeew S. Kathuria, MD
Nadia Kazim, MD
Tisha Kehn
William P. Kelly
Robert Kherani
Daniel Kim, MD
Do-You Kim, MD
Randi Klein
Stephen Klapper, MD
Kim Klippenstein, MD
Jack and Nancy Krah
William Kremer - Gazette Publishing Company
Debra M. Kroll, MD
Thomas M. Kropp, MD
Nicole Langelier, MD
David C. Larned, MD
Bradford W. Lee, MD
H.B. Harold Lee, MD
Sang Yeul Lee, MD
Wendy Lee, MD
Matthew Lee-Wing, MD
Gary J. Lelli, MD
Bradley N. Lemke, MD
Bryan Levey
Kyle Lewis, MD
Ilya L. Leyngold, MD
Sophia Liao, MD
Lily Lin, MD
James Linder, MD
Boaz J. Lissauer, MD
Gary Lissner, MD
Bob and Kathy Littlefield
Gloria B. Littlefield
Catherine Liu, MD
Don Liu, MD
Mikel W. Lo, MD
Joanne E. Low, MD
Jonathan C. Lowry, MD
Drew & Karen Luning
Cari E. Lyle, MD
Robi Maamari, MD
Jason Malecka
Bernard Mallinger, MD
Geva E. Mannor, MD
Tamer N. Mansour, MD
Harry Marshak, MD
Ronald T. Martin, MD, FACS
Douglas P. Marx, MD
Thomas R. Mather, MD
Louise A. Mawn, MD
Mayo Clinic Dept of Ophthalmology Fund
Robert A. Mazzoli, MD
Rodney W. McCarthy, MD
Clinton D. McCord, Jr., MD
Michael McCracken, MD
Linda McGrath
Alan McInnes, MD

McInnis Elementary School
Bettina McQuade
Medical and Surgical Eye Associates of Pittsburgh
Medical Business Services Albany New York
Jill Melicher-Larson, MD
Murray A. Meltzer, MD
Shanneth Merbs, MD
Joel Meyers, MD
Meyers & Meyers LLP
MLAC Masters - Michael Chiappetta
Frank and June Moore
Jose Montes
Kenneth Morgenstern, MD
Carrie L. Morris, MD
Gregory Mueller, MD
W. John Murrell, MD
D.S & J.L Nelms
Eric R. Nelson, MD
Jeffrey A. Nerad, MD
Nethery Eye Associates
Jean & Paul Newton
John Nguyen, MD
D. W. Nicholson, MD
John J. Nigro
David Noonan
Alan E. Oester, Jr., MD
James Oestreich, MD
Older & Slonim Eyelid Institute
Ophthalmology Partners
Michael & Ellen Pappas
Francis A. Papay, MD
Sarit M. Patel, MD, MBA
Ronald W. Pelton, MD
Robert B. Penne, MD
Pennsylvania Medical Society
Randal T.H. Pham, MD, FACS
Margaret E. Phillips, MD
Robert and Sylvia Phillips
William B. Picotte
Kenneth Piest, MD
Sara Plazola, MD
Jeffrey C. Popp, MD
Judy and Allan Press
James P. Pressly, MD
Helene Pretter
Paul Proffer, MD
Eric P. Purdy, MD
Christopher & Sarah Rall
Sathyadeep Ramesh, MD
Nicholas T. Ranson, MD
Dr. and Mrs. John Rymanowski
Kai & Baerbel Rehder
David J. Remigio, MD
Charles D. Rice, MD
Paolo Ritma, MD
Dr. and Mrs. J. Michael Ritty
Philip R. Rizzuto, MD
Rand Rodgers, MD
Rene S. Rodriguez-Sains, MD
Carl E. Rosen, MD
Peter J. Sakol, MD
David Samini, MD
Jane B. Serra
Donna and Jim Savage
Aaron Savar, MD
David Savar, MD
Louis Savar, MD
Saxenburg Family Eye Care
Caron Scanlan
Dianne Schlachler, MD

Shirley Schmitt
David R. Segrest, MD
Bryan D. Seiff, MD
Thomas & Patricia Sell
Robert D. Sengelmann
Stephen and Laurie Shannon
Karen and Jerry Shasserre
Peter E. Sheptak, MD
Neal and Susan Shipley
Joseph P. Shovelin, MD
Erin M. Shriver, MD
Scott Sigler, MD
Rona Silkiss, MD
Jennifer A. Sivak-Callcott, MD
Robert G. Small, MD
Jason Smith
Russ and Joanne Smith
Sandra Smith
Jason Sokol, MD
Alice Song, MD
Julia Song, MD
South Hills Eye Associates
Thomas C. Spoor, MD
George O. Stasior, MD, FACS
Eric A. Steele, MD
Harry Stephens
Charles M. Stephenson MD
Scot A. Sullivan, MD
Mary Sutula
Marcia Swanson
Greg Swords, STRYKER
Mehryar Taban, MD
Myron Tanenbaum, MD
Manoj M. Thakker, MD
Nicole Timlin
Daniel J. Townsend, MD
Brian Tse, MD
Nancy A. Tucker, MD
M. Reza Vagefi, MD
Deborah Valore
Suzanne Van Landingham
Douglas J. Van Putten, MD
Pablo E. Vanegas Plata, MD
Kenneth P. Vestal, MD
Valerie L. Vick, MD
Sharon A. Walgea
Becky Walter
Kimberly Walter Boyer
William L. Walter, MD
Ronald E. Warwar, MD
Dr. and Mrs. Edmond Watters
Sara Webster, MD
Sophia and Joseph Welasko
Timothy S. Wells, MD
Sara Wester, MD
Western PA Surgery Center
Wexford Anesthesia
Matthew W. Wilson, MD
Stephen Winkler, MD
Bryan J. Winn, MD
David L. Wirta, MD
Julie A. Woodward, MD
John L. Woog, MD
Allan E. Wulc, MD, FACS
Hiroo Yabe, MD
John G. Yassin, MD
Linda Zabors
Sandy Zhang-Nunes, MD
Jitka Zobal-Ratner, MD
Matthew Zweig, MD
Orin M. Zwick, MD



ABOUT ASOPRS

The American Society of Ophthalmic Plastic and Reconstructive Surgery (ASOPRS) was founded in 1969 to establish a qualified body of surgeons who has training and experience in the highly specialized field of oculofacial plastic surgery. ASOPRS has achieved this through its commitment to the advancement of education, research and the quality of clinical practice in the fields of aesthetic and reconstructive surgery specializing in the eyelids, orbits, lacrimal system and face. Today, the Society has over 800 national and international members.

To meet our mission, ASOPRS approves and oversees post-graduate fellowships across the United States that train well-qualified physicians in the field of oculofacial plastic surgery. Each year, ASOPRS hosts a Fall Scientific Symposium prior to the AAO Subspecialty Day, as well as a Spring Meeting exclusively for its members only.

ASOPRS is an honorary society with entry requirements that include a 2-year ASOPRS-approved oculofacial plastic surgery fellowship, successful completion of oral and written examinations, and acceptance of an original thesis. Other pathways to membership are available to those who did not complete an ASOPRS-approved fellowship, and to international oculofacial plastic surgeons.



asoprs.org



53RD ANNUAL FALL SCIENTIFIC SYMPOSIUM

September 29-30, 2022 • Hilton • Chicago, Illinois